

THE ECONOMIC AND SOCIAL ROLE OF EMPLOYER FAMILIES



THE VALUE OF DOMESTIC WORK

THE ECONOMIC AND SOCIAL ROLE OF EMPLOYER FAMILIES

Dossier 9

Domestic work in Italy: regional detail

Scientific director

(DOMINA – National association of domestic work employer families)

Lawyer Massimo De Luca

Work group (FONDAZIONE LEONE MORESSA)

Prof. Stefano Solari

Dott.ssa Chiara Tronchin

Dott. Enrico Di Pasquale





I contenuti di questo dossier e dell'intera ricerca sono rilasciati sotto Licenza Creative Commons Attribuzione – Non commerciale – Non opere derivate 3.0 Italia - www.creativecommons.org

INDEX

Introductions <i>by Lorenzo Gasparrini</i>	p.	3
National detail	p.	5
North-western regions:		
Piemonte	p.	9
Valle D'Aosta	p.	12
Lombardia	p.	15
Liguria	p.	18
North-eastern regions:		
Trentino Alto Adige	p.	21
Veneto	p.	24
Friuli Venezia Giulia	p.	27
Emilia Romagna	p.	30
Central regions:		
Toscana	p.	33
Umbria	p.	36
Marche	p.	39
Lazio	p.	42
Southern regions:		
Abruzzo	p.	45
Molise	p.	48
Campania	p.	51
Puglia	p.	54
Basilicata	p.	57
Calabria	p.	60
Sicilia	p.	63
Sardegna	p.	66
Conclusions <i>by Massimo De Luca</i>	p.	69

Introduction

by Lorenzo Gasparrini, General Secretary of DOMINA



In the development of the research project carried out by DOMINA, the importance of a territorial analysis, as detailed as possible, in the survey on the sector of domestic work became evident. This analysis required the implementation of an added examination of the regions within Italy.

Deepening the study at regional level is a useful operation for a series of practical reasons – economic, cognitive, strategic – and, above all, necessary in order to be able to describe domestic work. The in-depth analysis of the sector is possible passing through a subdivision of the national surface into “uniform” regions: areas, in other words, where specific characteristics (domestic assistance, welfare projects, richness, infrastructure etc.) are present in a constant and continuous way, differently from what is seen in other territories. Every administrative region, in fact has, a territorial structure which is envisaged by the Italian constitution and has political and administrative capacities in various fields of collective life (health, school, environmental protection). Towns, provinces, cities and regions are autonomous bodies with their own statutes, powers and functions; according to the principles fixed by the constitution. The administrative regions have limited territorial stability, precise competencies, and a head town. As such; they have their own micro-cosmos that make every sphere unique, including domestic work, and which determine needs and different trends.

Which Italian region has the highest number of domestic workers ? What are the tasks which are most requested by families in the Basilicata region ? How old are domestic workers in the Southern regions of Italy ? In which region are there the most domestic workers of Italian origin ? What is the envisaged regional need of domestic workers in the following years ? Starting from these questions, with the work of Leone Moressa foundation, we have structured a dossier which is able to tell the story of domestic work in the territory.

In order to do it we have also tapped into the DOMINA information assets. Once again our figures have shown themselves to be precious in order to evaluate new aspects of domestic work, integrating existent figures (Inps, Istat, Inail, employment inspectorate etc.) with new qualitative and quantitative ones. DOMINA figures, taken from a sample of 10,000 members, allow us, as you will see, to photograph the contractual reality of domestic work (the tasks

undertaken, working hour distribution, classification, etc.), outlining the main characteristics, region by region.

The regional figures provided are also considered as a base to support local bodies in the programming of ad hoc welfare strategies that meet the needs of employer families; the social policies in fact are interpreted differently according to the region or even the town of reference, since they come from the multiple funding of the three levels of government (State, Regions and Municipalities), according to financial allocations present in their respective budgets.

National detail

According to INPS figures; at the end of 2017 there were around 865 thousand domestic workers who were legally hired by Italian families, with a prevalence of home helps (54.4%) compared to carers (45.6%). **In 10 years these workers have grown by 26%**, even if their trend has been fluctuating, strongly influenced by administrative and legislative measures, in particular the so-called annulment of 2012 which brought the number of domestic workers above one million, a value that reduced over the following years.

Only in two regions the increase of domestic workers has always been constant, in other words Sardegna and Trentino Alto Adige.

The growth of domestic workers, in all Italian regions, is due to the increase of workers who carry out assistance: "the carers".

Italy is a country with a high incidence of elderly people that, both for the type of welfare present in our country¹ and for the changes in family culture that have taken place in the country, find in these workers to be the right solution for their needs. There is the opposite tendency for home helps that register, probably for the economic crisis, a decrease in almost all regions (they increase only in Puglia and Lombardia).

The distribution of the two types of domestic workers is mixed in the territory; 37% of total **carers** are concentrated in three regions (Lombardia, Emilia Romagna and Toscana), but if compared to the number of elderly people resident, **a higher incidence in the central-Northern regions, compared to those of the South** (the only exception is Sardegna) is registered. Even more distinguishing is the analysis of home helps, **40% of home helps work in Lombardia or Lazio**. In particular, in Lazio, almost 16 home helps are registered for every 1000 inhabitants, while the national figure isn't even 8.

Even though we are able to confirm that the total number of domestic workers in Italy is around 2 million (with an illegal component close to 60%), in this analysis we will only consider legal workers. Female workers are in the clear majority (88.3%) compared to male (11.7), while at regional level **Sicilia registers the highest male percentage (24%)**, followed by Campania (16%) and Calabria and Lazio with 15%. On the other hand, **the male**

¹ Mediterranean welfare. Domina Dossier n°5 *"Welfare policies in support of employer families: a European comparison"*

presence is decidedly less in Trentino Alto Adige (4.7%) where domestic work is almost a female prerogative (95.3%).

As for the nationality; foreigners represent 73.1% of the total, even if in recent years the number of Italians has increased. A lot of diversity is registered in the territory, in particular **in the South there is a much stronger presence of Italians as domestic workers**, in regions like Sardegna (79%) and Molise (51%) it is even higher. This territorial particularity is probably due to the low employment possibilities in these regions. For that which concerns the foreign workers, the most significant component is that from Eastern Europe which represents 43% of total domestic workers. **Workers from the East are mostly present in North-Eastern regions;** where, thanks to their geographical proximity, the percentage reaches 60%.

Asian domestic workers, that represent 15% of workers at national level, exceed 20% in regions where the presence of home helps is strong like Lombardia (21%), Lazio (26%) and Sicilia (24.7%).

In the face of a wealth produced by these workers equal to 19 billion added value, in 2017 Italian families spent 6.9 billion euros for domestic worker's salaries (salary, contribution, severance pay). This means that, on average, every domestic worker received around 6500 euros yearly, which is clearly variable according to the hours worked and the type of service.

The average age of domestic workers is 48 and in the majority of cases they are employed for less than a year. Contracts with the longest duration are registered in Lazio, Lombardia and Piemonte. If INPS figures allow a quantitative analysis of the phenomenon, DOMINA figures (based on the elaborations of payslips of their members at a national level) offer some very interesting qualitative details. Above all; the employer has an average age of 65 years and is prevalently a man (52%).

The most frequent task for a domestic worker is that of general collaborator (29%), more than one in five as an assistant to dependant people. A significant number is also that of assistants to independent people with the job of cleaning the home. These three jobs collect around 70% of domestic workers.

Finally, observing the Istat population scenarios, we can hypothesise that in 2050 the need for domestic workers will significantly increase, in particular babysitter and carers: compared to 2017, in fact, the elderly (over 80) and children (0-14 years) will represent a quarter of the populations (respectively 13.6% and 12.0%).

DOMESTIC WORKERS IN ITALY

864,526

Regular Domestic Workers (INPS, 2017)

Collaborator 54.4%
Caregiver 45.6%

Men 11.7%
Women 88.3%

Foreigner 73.1%
Italian 26.9%

ORIGIN



43.7% Eastern Europe
26.9% Italy
14.8% Asia
5.8% Africa
8.4% America
0.4% Western Europe

18.96 B €

Added Value
generated by
Domestic workers



FAMILIES' EXPENDITURE

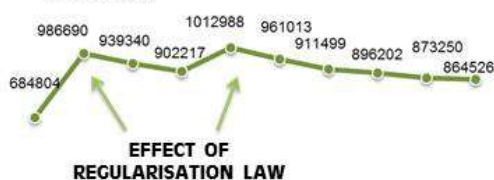


- ✓ 5.6 B € REMUNERATION
- ✓ 0.9 B € SOCIAL CONTRIBUTION
- ✓ 0.4 B € TFR

6.9 B €

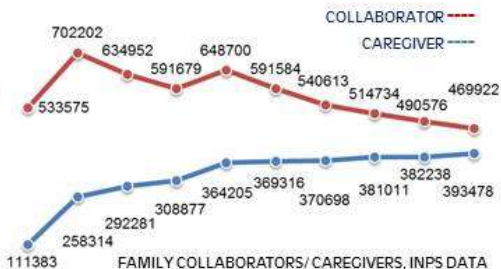
FAMILIES'
EXPENDITURE

TRENDS



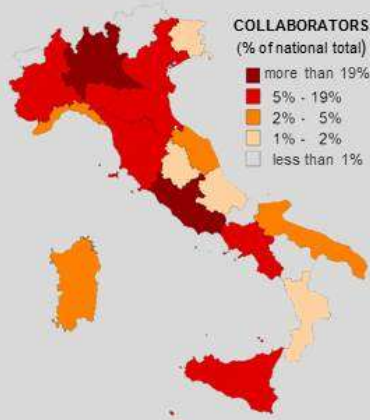
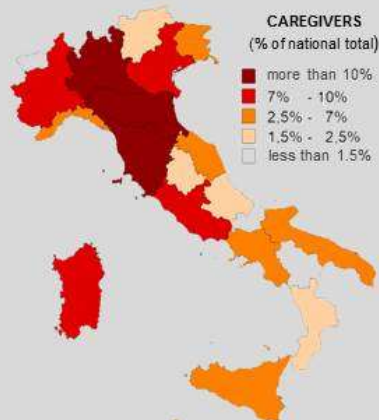
DOMESTIC WORKERS, INPS DATA

2008 2009 2010 2011 2012 2013 2014 2015 2016 2017



FAMILY COLLABORATORS/ CAREGIVERS, INPS DATA

2008 2009 2010 2011 2012 2013 2014 2015 2016 2017



FONDAZIONE LEONE MORESSA ELABORATION ON DOMINA, ISTAT E INPS DATA

DOMESTIC WORKERS IN ITALY



DOMESTIC WORKER



MEDIAN AGE 47.6 Y.O.

YEARLY REMUNERATION 6,509 €

WORKING DURATION

Less than 50 weeks **54.9%**

At least 50 weeks **45.1%**

35%
COHABITANT

65%
NOT
COHABITANT

9%
ITALIAN
COHABITANT

22%
ITALIAN NOT
COHABITANT

AVERAGE WORKED HOURS 26.6

FUNCTIONS	Distr. %
Polyfunctional general worker – only domestic work	29%
Assistant for NON SELF-SUFFICIENT persons – not trained	22%
Assistant for SELF-SUFFICIENT persons – house cleaning	18%
Cleaning worker	13%
Worker with less than 12 month-experience	7%
Companionship – for SELF-SUFFICIENT persons	2%
OTHER	9%
	100%



EMPLOYER

GENDER



MEN 52%
WOMEN 48%

**MEDIAN
AGE**



65 Y.O.

DOMINA DATA

POTENTIAL BENEFICIARIES PROJECTIONS

2050

**POP. AGED
80 AND MORE**

7.9 M
(13.6%)

+ 3.7 M

DIFF. 2017/2050

**POP. AGED
0-14**

6.9 M
(12.0%)

- 1.1 M

DIFF. 2017/2050

FONDAZIONE LEONE MORESSA ELABORATION ON DOMINA, ISTAT E INPS DATA

North-western regions

Piemonte

There are almost 70 thousand domestic workers legally employed by Italian families, a figure which has declined since the last annulment in 2012 (80 thousand).

INPS figures record a higher number of home helps (52.4%) compared to carers, but these two types of workers are being subjected to different trends; carers are increasing while home helps have been in constant decline since 2012.

This evolution is also reflected in the characteristics of the worker: 50% of domestic collaborators come from Eastern Europe and a clear prevalence of females is recorded (92%).

On the whole, in 2017, the families of Piemonte spent 612 million euros for domestic workers' salaries (salary, contributions, severance pay). In the region 8% of added value is produced, in other words 1.51 billion euros.

On a provincial level the home helps are mainly present in the province of Turin; in particular 10 home helps are recorded per 1000 inhabitants, against a regional average of 8. Also on the level of personal assistants, the presence is higher in this province but comparing the figure to the number of elderly people 80 and over, an incidence over the regional average is recorded both in Turin (10.8 per 100 elderly person) and in Cuneo (10.4 per 100 elderly person).

The average age of domestic workers is 47.5 years and in 49% of cases they have a contract that lasts at least 50 weeks.

The incidence of Italians is higher in domestic work that doesn't ask to cohabit, while the two most frequent jobs are assistance to dependant people (34%) and those who are responsible only for domestic works (26%).

The population prospective shows how the amount of assistant to people (carers) is destined to increase, in 2050 the Piemonte population who are 80 and above will be almost double, exceeding the presence of children of 0 to 14 years that will decrease by almost 50 thousand.

REGION: PIEMONTE

69,740

Regular Domestic Workers (INPS, 2017)

COLLABORATOR 52.4%
CAREGIVER 47.6%

MEN 7.8%
WOMEN 92.2%

FOREIGNER 72.4%
ITALIAN 27.6%

ORIGIN



49.8% Eastern Europe

27.6% Italy

5.2% Asia

7.6% Africa

9.5% America

0.3% Western Europe

1.51 B €

Added value
generated by
domestic workers

FAMILIES' EXPENDITURE



✓ **490 M €** REMUNERATION

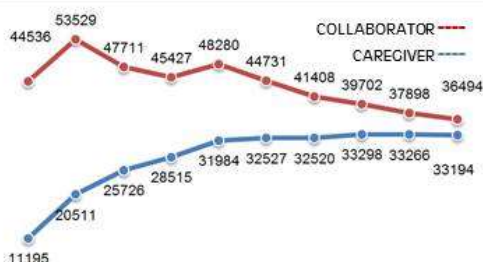
✓ **86 M €** SOCIAL CONTRIBUTION

✓ **36 M €** TFR

612 M €

FAMILIES'
EXPENDITURE

TRENDS



DOMESTIC WORKERS, INPS DATA

FAMILY COLLABORATORS/ CAREGIVERS, INPS DATA

LOCAL OVERVIEW

Province	Collaborator	Distr. %	Colf each 1000 inhabitants	Caregiver	Distr. %	Caregivers each 100 aged +79 people	Pop aged +79 / Total Pop
Torino	22,720	62.3%	10.0	18,529	55.8%	10.8	7.5%
Alessandria	3,049	8.4%	7.1	2,723	8.2%	7.1	9.0%
Asti	1,710	4.7%	7.9	1,579	4.8%	8.5	8.6%
Biella	1,150	3.2%	6.4	1,392	4.2%	8.5	9.1%
Cuneo	3,796	10.4%	6.4	4,582	13.8%	10.4	7.5%
Novara	2,371	6.5%	6.4	2,279	6.9%	8.4	7.3%
Verbano-Cusio-Ossola	694	1.9%	4.3	1,103	3.3%	8.7	8.0%
Vercelli	1,004	2.8%	5.8	1,007	3.0%	6.4	9.0%
PIEMONTE	36,494	100.0%	8.3	33,194	100.0%	9.6	7.9%

FONDAZIONE LEONE MORESSA ELABORATION ON DOMINA, ISTAT AND INPS DATA

REGION: PIEMONTE



DOMESTIC WORKER



MEDIAN AGE 47.5

YEARLY REMUNERATION 7,027 €

WORKING DURATION

Less than 50 weeks **50.9%**

At least 50 weeks **49.1%**

31%

COHABITANT

69%

**NOT
COHABITANT**

14%

ITALIAN
COHABITANT

24%

ITALIAN NOT
COHABITANT

AVERAGE WORKED HOURS 28.9

FUNCTIONS	Distr.%
Polyfunctional general worker – only domestic work	26%
Assistant for NON SELF-SUFFICIENT persons – not trained	34%
Assistant for SELF-SUFFICIENT persons – house cleaning	15%
Cleaning worker	10%
Worker with less than 12 month-experience	4%
Companionship – for SELF-SUFFICIENT persons	2%
OTHER	9%
	100%



EMPLOYER

GENDER



MEN 45%
WOMEN 55%

**MEDIAN
AGE**



66 Y.O.

DOMINA DATA

**POTENTIAL
BENEFICIARIES
PROJECTIONS**

2050

**POP. AGED 80
AND MORE**

**590 K
(14.2%)**

+ 238 K

DIFF. 2017/2050

**POP. AGED
0-14**

**500 K
(12.0%)**

- 49 K

DIFF. 2017/2050

FONDAZIONE LEONE MORESSA ELABORATION ON DOMINA, ISTAT E INPS DATA

Valle D'Aosta

Since 2012 domestic workers in Valle D'Aosta have started to decrease; in 2017 INPS figures recorded less than 2 thousand and in most cases (71%) they are carers.

That there is a strong presence of carers in the territory can be seen both by the nationality (53% of these workers come from Eastern Europe) and by the gender (94% of these workers are female).

The growth of carers has been verified in recent years; in 2008 there were 871 home helps recorded and only 439 carers, the tendency is inverted starting from 2010 until reaching the current situation of 1283 carers against 532 home helps.

Numbers that lead to having in the region only 4 home helps per 1000 inhabitants (the national average is 8) and 14.5 carers per 100 elderly people where the national average is over 9.

Analysing the costs of these family collaborators; families spend 16 million euros annually between salary, contributions and severance pay. Obviously in this case we consider only the legal component censused by INPS figures.

Domestic workers have an average age of 49 years and normally (64%) a contract that doesn't reach 50 hours a week, even if the average number of hours worked weekly is very high (37 compared to 27 nationally).

The reason for this anomaly is to be searched in the notable number of workers who cohabit (56%), and analysing also the main tasks we are considering people that work with assistance to dependant people (67%). While their employers are, on average, 58 years old and male.

All these figures show how there is a high number of the population who are elderly and need assistance in the region. This is a need which is destined to grow, in fact observing Istat population scenarios we can hypothesise that in 2050 the need for carers will grow even more. Compared to 2017, elderly people over 80 will double (from 9 thousand to 17 thousand), representing 14% of the population, while the population of at least 14 years will suffer a new decrease.

REGION: VALLE D'AOSTA

1,816

Regular Domestic Workers (INPS, 2017)

COLLABORATOR 29.3%
CAREGIVER 70.7%

MEN 6.4%
WOMEN 93.6%

FOREIGNER 73.4%
ITALIAN 26.6%

ORIGIN



53,5% Estern Europe

26,6% Italia

2,6% Asia

10,3% Africa

6,6% America

0,4% Western Europe

0.03 B €

Added value
generated by
domestic workers

FAMILIES' EXPENDITURE



13 M € REMUNERATION



2 M € SOCIAL CONTRIBUTION



1 M € TFR

16 M €

FAMILIES'
EXPENDITURE

TRENDS



DOMESTIC WORKERS, INPS DATA

2008 2009 2010 2011 2012 2013 2014 2015 2016 2017



FAMILY COLLABORATORS/CAREGIVERS, INPS DATA

2008 2009 2010 2011 2012 2013 2014 2015 2016 2017

LOCAL OVERVIEW

Province	Collaborator	Distr. %	Colf each 1000 inhabitants	Caregiver	Distr. %	Caregivers each 100 aged +79 people	Pop aged +79 / Total Pop
Aosta	532	100.0%	4.2	1,283	100.0%	14.5	7.0%
VALLE D'AOSTA	532	100.0%	4.2	1,283	100.0%	14.5	7.0%

FONDAZIONE LEONE MORESSA ELABORATION ON DOMINA, ISTAT AND INPS DATA

REGION: VALLE D'AOSTA

DOMESTIC WORKER



MEDIAN AGE 49

YEARLY REMUNERATION 7,042 €

WORKING DURATION

Less than 50 weeks **64.2%**
At least 50 weeks **35.8%**

56%
COHABITANT

44%
NOT
COHABITANT

n.d.
ITALIAN
COHABITANT

n.d.
ITALIAN NOT
COHABITANT

AVERAGE WORKED HOURS 37.1

FUNCTIONS	Distr.%
Assistant for NON SELF-SUFFICIENT persons – not trained	67%
Assistant for SELF-SUFFICIENT persons – house cleaning	11%
Cleaning worker	22%
	100%

EMPLOYER

GENDER


MEN 62%
WOMEN 38%

MEDIAN AGE


58 Y.O.

DOMINA DATA

POTENTIAL BENEFICIARIES PROJECTIONS

2050

**POP. AGED 80
AND MORE**

17 K
(13.8%)

+ 8 K
DIFF. 2017/2050

**POP. AGED
0-14**

16 K
(13.0%)

- 0.8 K
DIFF. 2017/2050

FONDAZIONE LEONE MORESSA ELABORATION ON DOMINA, ISTAT E INPS DATA

Lombardia

There are more than 156 thousand legal family collaborators in this region, in other words 18% of the domestic workers who work in Italy.

In 62% of cases they are home helps and compared to national values there is a higher presence of men (14%) and of foreigners (82%).

The country of origin with the most number of workers remains Eastern Europe, but compared to other regions there is a strong presence of Asians and South Americans (both about 18%). Italians are in only fourth place with 17.9%. Domestic work in Lombardia produces 3.63 billion euros.

In spite of the high number of domestic collaborators in Lombardia, since 2012 (the year of the last annulment) domestic workers have been decreasing, passing from 194 million to a current 156 thousand. In particular home helps have decreased (-41 thousand) and carers have increased (+3.6 thousand).

At a territorial level, most home helps (63%) work in the province of Milan. In this territory around 15 home helps are recorded per 1000 inhabitants, while the regional average is equal to 9.6 home helps per 1000 inhabitants.

It is a similar situation also for carers, about half of whom work in the province of Milan, reaching an incidence of 10.8 carers per 100 elderly people, against a regional average of 8.9 per 100 elderly people.

Employer families spend 1.4 billion in order to be able to sustain the need for domestic work. We are talking about, in most cases, employers with an average age of 63 years and a slight prevalence of males is recorded (52%).

While collaborators are on average 47 years old, a good half (49.2%) have contracts of more than 50 hours a week and only 28% live with the employer.

The strong presence of home helps is translated into a prevalence of jobs linked to domestic duties, while the minority to the assistance of dependant people (17%).

Population scenarios for 2050 show an increase of the elderly population (+741 thousand) that will reach to incide by 13% and the decrease in the youngest range (-19 thousand). It is easy to hypothesise that in the following years also in Lombardia there will be a strong request for carers in order to manage the range of the population that is ageing.

REGION: LOMBARDIA

156,092

Regular Domestic Workers (INPS, 2017)

COLLABORATOR 62.0%
CAREGIVER 38.0%

MEN 13.7%
WOMEN 86.3%

FOREIGNER 82.1%
ITALIAN 17.9%

ORIGIN



34.9% Eastern Europe

17.9% Italy

21.4% Asia

7.2% Africa

18.2% America

0.4% Western Europe

3.63 B €
Added value
generated by
domestic workers



FAMILIES' EXPENDITURE



✓ **1,151 M €** REMUNERATION

✓ **194 M €** SOCIAL CONTRIBUTION

✓ **85 M €** TFR

1,430 M €

FAMILIES'
EXPENDITURE

TRENDS



DOMESTIC WORKERS, INPS DATA

FAMILY COLLABORATORS/ CAREGIVERS, INPS DATA

2008 2009 2010 2011 2012 2013 2014 2015 2016 2017

LOCAL OVERVIEW

Province	Collaborator	Distr. %	Colf each 1000 inhabitants	Caregiver	Distr. %	Caregivers each 100 aged +79 people	Pop aged +79 / Total Pop
Milano	60,652	62.8%	14.8	29,590	49.9%	10.8	6.7%
Bergamo	5,777	6.0%	5.2	4,815	8.1%	7.6	5.7%
Brescia	8,551	8.9%	6.8	6,098	10.3%	7.9	6.1%
Como	3,829	4.0%	6.4	3,171	5.3%	8.0	6.6%
Cremona	1,999	2.1%	5.6	1,659	2.8%	6.3	7.3%
Lecco	1,669	1.7%	4.9	1,740	2.9%	7.7	6.7%
Lodi	1,170	1.2%	5.1	937	1.6%	6.8	6.0%
Mantova	2,715	2.8%	6.6	2,348	4.0%	7.6	7.5%
Pavia	3,958	4.1%	7.2	2,694	4.5%	6.3	7.8%
Sondrio	621	0.6%	3.4	1,112	1.9%	8.8	7.0%
Varese	5,617	5.8%	6.3	5,141	8.7%	8.4	6.9%
LOMBARDIA	96,558	100.0%	9.6	59,305	100.0%	8.9	6.6%

FONDAZIONE LEONE MORESSA ELABORATION ON DOMINA, ISTAT AND INPS DATA

REGION: LOMBARDIA



DOMESTIC WORKER



MEDIAN AGE 47.4

YEARLY REMUNERATION 7,376 €

WORKING DURATION

Less than 50 weeks **50.8%**
At least 50 weeks **49.2%**

28%
COHABITANT

5%
ITALIAN
COHABITANT

72%
**NOT
COHABITANT**

14%
ITALIAN NOT
COHABITANT

AVERAGE WORKED HOURS 28.2

FUNCTIONS	Distr.%
Polyfunctional general worker – only domestic work	34%
Assistant for NON SELF-SUFFICIENT persons – not trained	16%
Assistant for SELF-SUFFICIENT persons – house cleaning	17%
Cleaning worker	16%
Worker with less than 12 month-experience	7%
OTHER	10%
	100%



EMPLOYER

GENDER

MEN 52%
WOMEN 48%

**MEDIAN
AGE**

63 Y.O.

DOMINA DATA



**POP. AGED 80
AND MORE**

**1,425 K
(13.4%)**

+ 741 K

DIFF. 2017/2050

**POP. AGED
0-14**

**1,367 K
(12.9%)**

- 19 K

DIFF. 2017/2050

FONDAZIONE LEONE MORESSA ELABORATION ON DOMINA, ISTAT E INPS DATA

Liguria

In 2017 the number of domestic workers legally present in Liguria was equal to 29 thousand, with a slight prevalence of carers (53%) that in recent years have increased, overtaking the number of home helps.

11% of these workers are male and 75% are foreigners, but compared to other regions there is a strong presence, not only of personnel that arrive from Eastern Europe (34.4%), but also from America (in particular from South America) 28.9%.

In the Liguria region; 24.7% of domestic personnel are Italian.

Domestic work employer families spend, for salaries (203 million), contributions (34 million) and severance pay (15 million), around 252 million euros.

65% of home helps work in Genova; in this province there are 10.5 home helps recorded per 1000 inhabitants. In the other provinces the value doesn't reach 8 home helps per 1000 inhabitants.

While on a numerosity level; carers are mainly present in the province of the county capital, the main incidence is revealed in the province of La Spezia, with 12.5 carers per 100 elderly people.

Domestic collaborators are, on average, 48 years old and there is a prevalence of contracts less than 50 weeks (54.5), only in 25% of cases cohabiting with the employer is requested.

Amongst the tasks, assistance to dependant people is prevalent (36%) and to self-sufficient (23%), while there are fewer requests for simple cleaning roles.

That there is a strong request for domestic work by the more elderly population is seen also in the age of the domestic employer (70 years).

This is a request that is destined to grow, based on the population forecasts carried out through Istat figures. Liguria is amongst the regions in which the most elderly range currently weighs and will weigh even more in 2050.

If in 2017 almost 10% of the population is at least 80 years old, in 2050 this will reach 15% compared to the younger range which will decrease to 15 thousand individuals.

REGION: LIGURIA

29,171
Regular Domestic
Workers (INPS, 2017)

COLLABORATOR 47.1%
CAREGIVER 52.9%

MEN 10.8%
WOMEN 89.2%

FOREIGNER 75.3%
ITALIAN 24.7%

ORIGIN

34.3% Estern Europe
24.7% Italy
6.2% Asia
5.4% Africa
28.9% America
0.5% Western Europe



0.63 B €

Added value
generated by
domestic workers

FAMILIES' EXPENDITURE



- ✓ **203 M €** REMUNERATION
- ✓ **34 M €** SOCIAL CONTRIBUTION
- ✓ **15 M €** TFR

252 M €

FAMILIES'
EXPENDITURE

TRENDS



DOMESTIC WORKERS, INPS DATA

FAMILY COLLABORATORS/ CAREGIVERS, INPS DATA

2008 2009 2010 2011 2012 2013 2014 2015 2016 2017

LOCAL OVERVIEW

Province	Collaborator	Distr. %	Colf each 1000 inhabitants	Caregiver	Distr. %	Caregivers each 100 aged +79 people	Pop aged +79 / Total Pop
Genova	8,962	65.3%	10.5	8,879	57.5%	10.8	9.7%
Imperia	1,635	11.9%	7.6	1,645	10.7%	8.4	9.2%
La Spezia	1,451	10.6%	6.6	2,586	16.8%	12.5	9.4%
Savona	1,668	12.2%	6.0	2,323	15.1%	8.6	9.6%
LIGURIA	13,716	100.0%	8.8	15,433	100.0%	10.3	9.5%

FONDAZIONE LEONE MORESSA ELABORATION ON DOMINA, ISTAT AND INPS DATA

REGION: LIGURIA



DOMESTIC WORKER



MEDIAN AGE 48.1

YEARLY REMUNERATION 6,950 €

WORKING DURATION

Less than 50 weeks **54.5%**

At least 50 weeks **45.5%**

25%
COHABITANT

13%
ITALIAN
COHABITANT

75%
**NOT
COHABITANT**

27%
ITALIAN NOT
COHABITANT

AVERAGE WORKED HOURS 28.6

FUNCTIONS	Distr.%
Polyfunctional general worker – only domestic work	21%
Assistant for NON SELF-SUFFICIENT persons – not trained	36%
Assistant for SELF-SUFFICIENT persons – house cleaning	23%
Cleaning worker	7%
Worker with less than 12 month-experience	3%
Companionship – for SELF-SUFFICIENT persons	2%
OTHER	8%
	100%



EMPLOYER

GENDER

MEN 46%
WOMEN 54%

**MEDIAN
AGE**

70 Y.O.

DOMINA DATA



**POP. AGED 80
AND MORE**

216 K
(15.3%)

+ 65 K

DIFF. 2017/2050



**POP. AGED
0-14**

160 K
(11.3%)

- 15 K

DIFF. 2017/2050

FONDAZIONE LEONE MORESSA ELABORATION ON DOMINA, ISTAT E INPS DATA

North-Eastern regions

Trentino Alto Adige

According to INPS figures, at the end of 2017 there were 12,513 legally employed domestic workers in Trentino-Alto, with a total prevalence of carers (66.1%) compared to home helps (33.9%). In recent years there has been a significant decrease in the number of home helps registered, whilst the number of carers continues to increase. Almost all the total are women (95.3%).

As far as nationality is concerned, foreigners represent 71.7% of the total, even if in recent years the number of Italians has increased. The most significant component is that from Eastern Europe (58.8% of the total).

At a local level; Bolzano records a high presence of home helps (55.9%), whilst Trento counts more carers (51.4%). On average in T.A.A. 4 home helps are registered per 1000 inhabitants and 12.6 carers per 100 elderly people over 80.

On the whole, in 2017, families in T.A.A. spent 111 million euros for domestic workers' salary (salary, contributions, severance pay). This means that, on average, every domestic worker received around 7100 euros yearly. This is clearly very variable according to the hours worked and the type of service.

The average age of the domestic worker is 49.6 years and in most cases they are hired for less than a year, while the employer has an average age of 67 years and men are prevalent (56%).

The task most frequently carried out by domestic workers is that of assistance to dependant people (40%). Almost one in four work as assistants to self-sufficient people in cleaning the house. The first three jobs represent 80% of domestic work in the region.

Finally, observing the Istat population scenario we can hypothesise that in 2050 the need for domestic workers will significantly increase, in particular babysitters and carers: compared to 2017, in fact, the elderly (over 80) will increase to 87 thousand and children (0-14 years) to 9 thousand, respectively representing 12.7% and 14.1% of the population.

REGION: TRENTINO ALTO ADIGE

12,513

Regular Domestic Workers (INPS, 2017)

COLLABORATOR 33.9%
CARAGIVER 66.1%

MEN 4.7%
WOMEN 95.3%

FOREIGNER 71.7%
ITALIAN 28.3%

ORIGIN



58.8% Eastern Europe
28.3% Italy
3.2% Asia
3.5% Africa
5.0% America
1.2% Western Europe

0.29 B €

Added Value
generated by
Domestic workers

FAMILIES' EXPENDITURE



- ✓ **89 M €** REMUNERATION
- ✓ **15 M €** SOCIAL CONTRIBUTION
- ✓ **7 M €** TFR

111 M €

FAMILIES'
EXPENDITURE

TRENDS



DOMESTIC WORKERS, INPS DATA

2008 2009 2010 2011 2012 2013 2014 2015 2016 2017



FAMILY COLLABORATORS/ CAREGIVERS, INPS DATA

2008 2009 2010 2011 2012 2013 2014 2015 2016 2017

LOCAL OVERVIEW

Province	Collaborator	Distr. %	Colf each 1000 inhabitants	Caregiver	Distr. %	Caregivers each 100 aged +79 people	Pop aged +79 / Total Pop
Bolzano	2,373	55.9%	4.5	4,014	48.6%	13.3	5.8%
Trento	1,872	44.1%	3.5	4,247	51.4%	12.0	6.6%
Trentino Alto Adige	4,245	100.0%	4.0	8,261	100.0%	12.6	6.2%

REGION: TRENINO ALTO ADIGE



DOMESTIC WORKER



MEDIAN AGE 49.6

YEARLY REMUNERATION 7,094 €

WORKING DURATION

Less than 50 weeks **65.5%**

At least 50 weeks **34.5%**

49%
COHABITANT

12%
ITALIAN
COHABITANT

51%
**NOT
COHABITANT**

51%
ITALIAN NOT
COHABITANT

AVERAGE WORKED HOURS 33.1

FUNCTIONS	Distr.%
Polyfunctional general worker – only domestic work	16%
Assistant for NON SELF-SUFFICIENT persons – not trained	40%
Assistant for SELF-SUFFICIENT persons – house cleaning	24%
Cleaning worker	3%
Worker with less than 12 month-experience	2%
Companionship – for SELF-SUFFICIENT persons	2%
OTHER	13%
	100%



EMPLOYER

GENDER

MEN 56%
WOMEN 44%

**MEDIAN
AGE**

67 Y.O.

DOMINA DATA



**POP. AGED 80
AND MORE**

155 K
(12.7%)

+ 87 K

DIFF. 2017/2050



**POP. AGED
0-14**

171 K
(14.1%)

+ 9 K

DIFF. 2017/2050

FONDAZIONE LEONE MORESSA ELABORATION ON DOMINA, ISTAT E INPS DATA

Veneto

According to INPS figures, at the end of 2017 there were around 65 thousand legally employed domestic workers in the Veneto region, with a slight prevalence of carers (51.9%) compared to home helps (48.1%). In recent years however home helps have recorded a progressive decrease, while carers continue to increase. Women register a clear prevalence (91.4%).

As far as nationality; foreigners represent 76.4% of the total, even if in recent years the number of Italians has increased. The most significant component is that from Eastern Europe (58.5% of the total).

At a local level; Padova and Verona are the provinces with more home helps (respectively 8081 and 6781). These provinces record at least 6 thousand carers: Padova, Verona and Venezia. On average in Veneto 6.4 home helps are registered per 1000 inhabitants and 10.3 carers per 100 elderly people over 80.

On the whole, in 2017, families in Veneto spent 556 million euros for domestic workers' salaries (salary, contribution, severance pay). This means that, on average, every domestic worker received 6800 euros annually, clearly very variable according to the hours worked and the type of service.

The average age of the domestic worker is 48.6 years and in the majority of cases they are hired for less than one year, while the employer has an average age of 63 years and there is prevalence of men (59%).

The most frequent task for domestic workers is that of general collaborator (41%). Almost one in five work as an assistant to dependant people. These two jobs collect 60% of all domestic workers.

Finally, observing the Istat population scenarios, we can hypothesise that in 2050 the need for domestic workers will significantly increase, in particular carers: compared to 2017, the elderly over 80 will double (from 336 thousand to 692 thousand), representing 14.6% of the population.

REGION: VENETO

65,183

Regular Domestic Workers (INPS, 2017)

COLLABORATOR 48.1%
CAREGIVER 51.9%

MEN 8.6%
WOMEN 91.4%

FOREIGNER 76.4%
ITALIAN 23.6%

ORIGIN

58.6% Eastern Europe
23.6% Italy
8.9% Asia
6.0% Africa
2.6% America
0.3% Western Europe



1.28 B €
Added value
generated by
domestic workers



FAMILIES' EXPENDITURE



- ✓ **445 M €** REMUNERATION
- ✓ **78 M €** SOCIAL CONTRIBUTION
- ✓ **33 M €** TFR

556 M €
FAMILIES'
EXPENDITURE

TRENDS



DOMESTIC WORKERS, INPS DATA

FAMILY COLLABORATORS/CAREGIVERS, INPS DATA

2008 2009 2010 2011 2012 2013 2014 2015 2016 2017

2008 2009 2010 2011 2012 2013 2014 2015 2016 2017

LOCAL OVERVIEW

Province	Collaborator	Distr. %	Colf each 1000 inhabitants	Caregiver	Distr. %	Caregivers each 100 aged +79 people	Pop aged +79 / Total Pop
Venezia	4,401	14.1%	5.2	6,461	19.1%	10.6	6.6%
Belluno	742	2.4%	3.6	1,667	4.9%	10.5	6.2%
Padova	8,081	25.8%	8.6	6,928	20.5%	11.2	7.7%
Rovigo	1,298	4.1%	5.4	1,622	4.8%	8.4	6.4%
Treviso	4,771	15.2%	5.4	5,209	15.4%	9.2	7.1%
Verona	6,781	21.7%	7.4	6,544	19.4%	10.7	6.6%
Vicenza	5,235	16.7%	6.1	5,383	15.9%	10.1	8.1%
Veneto	31,309	100.0%	6.4	33,814	100.0%	10.3	6.7%

FONDAZIONE LEONE MORESSA ELABORATION ON DOMINA, ISTAT AND INPS DATA

REGION: VENETO



DOMESTIC WORKER



MEDIAN AGE 48.6

YEARLY REMUNERATION 6,828 €

WORKING DURATION

Less than 50 weeks **56.3%**

At least 50 weeks **43.7%**

36%
COHABITANT

5%
ITALIAN
COHABITANT

64%
**NOT
COHABITANT**

18%
ITALIAN NOT
COHABITANT

AVERAGE WORKED HOURS 29.5

FUNCTIONS	Distr.%
Polyfunctional general worker – only domestic work	41%
Assistant for NON SELF-SUFFICIENT persons – not trained	19%
Assistant for SELF-SUFFICIENT persons – house cleaning	15%
Cleaning worker	10%
Worker with less than 12 month-experience	7%
Companionship – for SELF-SUFFICIENT persons	2%
OTHER	6%
	100%



EMPLOYER

GENDER



MEN 50%
WOMEN 41%

**MEDIAN
AGE**



63 Y.O.

DOMINA DATA



**POP. AGED 80
AND MORE**

692 K
(14.6%)

+ 356 K

DIFF. 2017/2050

**POP. AGED
0-14**

581 K
(12.3%)

- 80 K

DIFF. 2017/2050

FONDAZIONE LEONE MORESSA ELABORATION ON DOMINA, ISTAT E INPS DATA

Friuli Venezia Giulia

According to INPS figures, at the end of 2017 there were around 18 thousand legally employed domestic workers Friuli - Venezia Giulia, with a clear prevalence of carers (72.6%) compared to home helps (27.4%). Moreover, in recent years, the gap between these two figures has increased: carers are in continual growth (today 13 thousand) and home helps in decline (5 thousand).

Women have a clear prevalence (93.9%) compared to men.

As far as nationality; foreigners represent 72.8% of the total, even though in recent years the number of Italian has increased. The most significant component is that from Eastern Europe (60.2% of the total).

At a local level; the highest number of home helps and carers is concentrated in the province of Udine (45.4% of region's home helps and 45.7% of the carers). Pordenone and Trieste follow in both cases, with Gorizia in last place with 301 home helps and 1356 carers.

On average in FVG; 4.1 home helps per 1000 inhabitants are registered and 13.8 carers per 100 elderly people over 80 years.

On the whole, in 2017, families in FVG spent 153 million euros on domestic worker's salaries (salary, contributions, severance pay). This means that, on average, every worker received 6800 annually, clearly variable according to hours worked and type of service.

The average age of the domestic worker is 49.9 and in the, majority of cases they are hired for less than a year (63.1% of cases), while the employer's average age is 70 years and there is a prevalence of men (53%).

The most frequent task for the domestic worker is that of assistance to dependant people (46%). A quarter of domestic workers work as general collaborator (26%). On the whole, the first two jobs represent more than 7 in 10 workers.

Finally; observing Istat population scenarios, we can hypothesis that in 2050 the need for domestic workers will significantly increase, in particular carers: compared to 2017, the elderly over 80 will represent 14.9% of the population, with an increase of 74 thousand compared to 2017.

REGION: FRIULI VENEZIA GIULIA

18,092

Regular Domestic Workers (INPS, 2017)

COLLABORATOR 27.4%
CAREGIVER 72.6%

MEN 6.1%
WOMEN 93.9%

FOREIGNER 72.8%
ITALIAN 27.2%

ORIGIN



60.2% Eastern Europe

27.2% Italy

5.8% Asia

4.1% Africa

2.2% America

0.5% Western Europe

0.41 B €

Added value generated by domestic workers

FAMILIES' EXPENDITURE



- ✓ **123 M €** REMUNERATION
- ✓ **21 M €** SOCIAL CONTRIBUTION
- ✓ **9 M €** TFR

153 M €

FAMILIES' EXPENDITURE

TRENDS



LOCAL OVERVIEW

Province	Collaborator	Distr. %	Colfeach 1000 inhabitants	Caregiver	Distr. %	Caregivers each 100 aged +79 people	Pop aged +79 / Total Pop
Trieste	1,038	20.9%	4.4	2,270	17.3%	10.5	9.2%
Gorizia	301	6.1%	2.2	1,356	10.3%	11.6	8.4%
Pordenone	1,365	27.5%	4.4	3,500	26.7%	16.2	6.9%
Udine	2,251	45.4%	4.2	5,989	45.7%	14.9	7.6%
Friuli Venezia Giulia	4,955	100.0%	4.1	13,115	100.0%	13.8	7.8%

FONDAZIONE LEONE MORESSA ELABORATION ON DOMINA, ISTAT AND INPS DATA

REGION: FRIULI VENEZIA GIULIA



DOMESTIC WORKER



MEDIAN AGE 49.9

YEARLY REMUNERATION 6,767 €

WORKING DURATION

Less than 50 weeks **63.1%**

At least 50 weeks **36.9%**

50%
COHABITANT

16%
ITALIAN
COHABITANT

50%
**NOT
COHABITANT**

22%
ITALIAN NOT
COHABITANT

AVERAGE WORKED HOURS 30.7

FUNCTIONS	Distr.%
Polyfunctional general worker – only domestic work	26%
Assistant for NON SELF-SUFFICIENT persons – not trained	46%
Assistant for SELF-SUFFICIENT persons – house cleaning	15%
Cleaning worker	5%
Worker with less than 12 month-experience	2%
OTHER	6%
	100%



EMPLOYER

GENDER

MEN 53%
WOMEN 47%

**MEDIAN
AGE**

70 Y.O.



**POP. AGED 80
AND MORE**

171 K
(14.9%)

+ 74 K

DIFF. 2017/2050



**POP. AGED
0-14**

134 K
(11.7%)

-14 K

DIFF. 2017/2050

FONDAZIONE LEONE MORESSA ELABORATION ON DOMINA, ISTAT E INPS DATA

Emilia Romagna

According to INPS figures, at the end of 2017, the number of legally employed domestic workers in Emilia-Romagna were around 76 thousand, with a higher prevalence of carers (58.1%) compared to carers (41.7%). Until 2013 there were more home helps than carers, while from that moment the trend has been reversed. Also today carers are increasing, which home helps continue to decrease.

Women have a clear majority (91.6%) compared to men.

As far as nationality; foreigners represent 83.4% of the total, even if in recent years the number of Italians has increased. The most significant component is that from Eastern Europe (61.4% of the total).

At a local level this region is characterised by a certain diffusion of the phenomenon, without great concentrations. In fact (only) 30% of the region's home helps and 26.5% of the region's carers are registered in the province of Bologna. On average, in Emilia-Romagna, 7.1 home helps are registered per 1000 inhabitants and 12.8 carers per 100 elderly over 80 years.

On the whole, in 2017, families in Emilia-Romagna spent 690 million euros for domestic workers' salaries (salary, contributions, severance pay). This means that, on average, every domestic worker received about 7300 euros yearly, clearly very variable according to hours worked and the type of service.

The average age of the domestic worker is 49.4 years and in the majority of cases they are hired for less than one year (60.1%), while the employer has an average age of 58 and there is a prevalence of men (62%).

The most frequent job for domestic worker is that of general collaborator (33%). In this region however a significant fragmentation of the domestic professions exists, given that no other job exceeds 15%.

Finally, observing the Istat population scenario; we can hypothesise that in 2050 the need for domestic workers will significantly increase, in particular babysitters and carers: in fact compared to 2017, the elderly (over 80) and children (0-14 years) will represent a quarter of the population (13.5% and 12.5% respectively).

REGION: EMILIA ROMAGNA

76,211

Regular Domestic Workers (INPS, 2017)

COLLABORATOR 41.7%
CAREGIVER 58.1%

MEN 8.4%
WOMEN 91.6%

FOREIGNER 83.4%
ITALIAN 16.6%

ORIGIN



61.4% Eastern Europe
16.6% Italy
11.4% Asia
6.8% Africa
3.5% America
0.3% Western Europe

1.55 B €

Added value generated by domestic workers

FAMILIES' EXPENDITURE

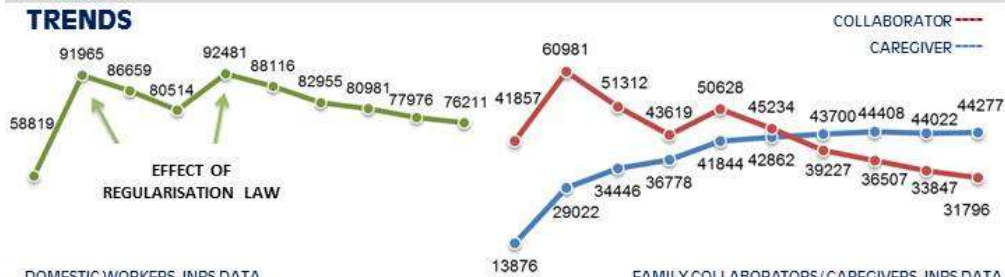


- ✓ 555 M € REMUNERATION
- ✓ 94 M € SOCIAL CONTRIBUTION
- ✓ 41 M € TFR

690 M €

FAMILIES' EXPENDITURE

TRENDS



DOMESTIC WORKERS, INPS DATA

FAMILY COLLABORATORS/CAREGIVERS, INPS DATA

2008 2009 2010 2011 2012 2013 2014 2015 2016 2017

LOCAL OVERVIEW

Province	Collaborator	Distr. %	Colf each 1000 inhabitants	Caregiver	Distr. %	Caregivers each 100 aged +79 people	Pop aged +79 / Total Pop
Bologna	9,530	30.0%	9.4	11,740	26.5%	14.2	8.2%
Ferrara	2,118	6.7%	6.1	3,254	7.3%	10.4	8.9%
Forlì-Cesena	1,711	5.4%	4.3	3,831	8.7%	12.5	7.8%
Modena	5,100	16.0%	7.3	7,559	17.1%	15.0	7.2%
Parma	3,981	12.5%	8.9	3,827	8.6%	11.2	7.6%
Piacenza	1,999	6.3%	7.0	2,250	5.1%	9.5	8.3%
Ravenna	2,017	6.3%	5.2	3,999	9.0%	11.8	8.7%
Reggio Emilia	3,407	10.7%	6.4	4,540	10.3%	12.6	6.8%
Rimini	1,933	6.1%	5.7	3,277	7.4%	13.8	7.0%
Emilia Romagna	31,796	100.0%	7.1	44,277	100.0%	12.8	7.8%

FONDAZIONE LEONE MORESSA ELABORATION ON DOMINA, ISTAT AND INPS DATA

REGION: EMILIA ROMAGNA



DOMESTIC WORKER



MEDIAN AGE 49.4

YEARLY REMUNERATION 7,280 €

WORKING DURATION

Less than 50 weeks **60.1%**

At least 50 weeks **39.9%**

27%
COHABITANT

9%
ITALIAN
COHABITANT

73%
**NOT
COHABITANT**

11%
ITALIAN NOT
COHABITANT

AVERAGE WORKED HOURS 31.3

FUNCTIONS	Distr.%
Polyfunctional general worker – only domestic work	33%
Assistant for NON SELF-SUFFICIENT persons – not trained	15%
Assistant for SELF-SUFFICIENT persons – house cleaning	11%
Cleaning worker	11%
Worker with less than 12 month-experience	13%
Polyfunctional general worker	3%
OTHER	14%
	100%



EMPLOYER

GENDER

MEN 62%
WOMEN 38%

**MEDIAN
AGE**

58 Y.O.

DOMINA DATA



619 K
(13.5%)

+ 268 K

DIFF. 2017/2050



570 K
(12.5%)

- 19 K

DIFF. 2017/2050

FONDAZIONE LEONE MORESSA ELABORATION ON DOMINA, ISTAT E INPS DATA

Central regions

Toscana

There are 74,554 family collaborators who are legally registered at INPs in the Toscana region, a value which has been decreasing since 2012 (83,584) and with a prevalence of carers (55%). It is since 2014 that we have started to register a higher number of carers than home helps in the region.

As far as nationality; foreigners represent 77% of the total, the most significant component is that from Eastern Europe (47.7% of the total), quickly followed by the Italian component (24%).

On the whole, in 2017, families in Toscana spent 634 million euros for domestic workers' salaries (salary, contributions, severance pay), while the added value produced by the whole section exceeds a billion euro (1.3 BILLION). At a local level, the highest number of home helps and carers are concentrated in the province of Florence (36% of the region's home helps and 31% of the carers). It is always in this province that we see a higher incidence of home helps (11.8 home helps per 1000 inhabitants) than of carers (15.2 carers per 100 elderly people). The strong presence of carers also characterises Siena (15.2 carers per 100 elderly people) where in the rest of the population there is a high presence of over 80 (9%)

Amongst the workers involved in the domestic sector in Toscana, there is a prevalence of females and they have an average age of 48.6 and in 57% of cases they have a contract for less than a year. On average they work 29 hours a week and in 55% of cases they cohabit with the employer family.

The most frequent task for the domestic worker is that of assistance to dependant people (44%). A fifth of domestic workers work as general collaborators (21%) and 15% assist self-sufficient people in home cleaning. The employer has an average age of 71 years and a slight male prevalence is registered (51%).

Finally; observing the Istat population scenario, we can hypothesise that in 2050 the need for domestic workers will increase, in particular carers: compared to 2017, the elderly over 80 will represent 13.5% of the population, with an increase of 200 thousand compared to 2017.

REGION: TOSCANA

74.554

Regular Domestic Workers (INPS, 2017)

COLLABORATOR 44.6%
CAREGIVER 55.4%

MEN 10.9%
WOMEN 89.1%

FOREIGNER 75.7%
ITALIAN 24.3%

ORIGIN



47.7% Eastern Europe
24.3% Italy
15.5% Asia
4.1% Africa
8.0% America
0.4% Western Europe



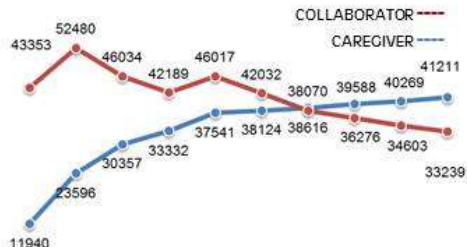
FAMILIES' EXPENDITURE



✓ **510 M €** REMUNERATION
✓ **86 M €** SOCIAL CONTRIBUTION
✓ **38 M €** TFR

634 M €
FAMILIES' EXPENDITURE

TRENDS



DOMESTIC WORKERS, INPS DATA

FAMILY COLLABORATORS/ CAREGIVERS, INPS DATA

2008 2009 2010 2011 2012 2013 2014 2015 2016 2017

LOCAL OVERVIEW

Province	Collaborator	Distr. %	Cof each 1000 inhabitants	Caregiver	Distr. %	Caregivers each 100 aged +79 people	Pop aged +79 / Total Pop
Firenze	11,954	36.0%	11.8	12,677	30.8%	15.2	8.2%
Arezzo	2,618	7.9%	7.6	3,869	9.4%	14.0	8.0%
Grosseto	1,588	4.8%	7.1	1,975	4.8%	10.3	8.6%
Livorno	2,499	7.5%	7.4	3,539	8.6%	12.8	8.2%
Lucca	3,308	10.0%	8.5	4,357	10.6%	14.2	7.9%
Massa-Carrara	1,194	3.6%	6.1	1,548	3.8%	9.3	8.5%
Pisa	3,849	11.6%	9.1	4,259	10.3%	13.6	7.4%
Pistoia	2,029	6.1%	7.0	3,032	7.4%	13.0	8.0%
Prato	1,773	5.3%	7.0	2,287	5.5%	13.4	6.7%
Siena	2,427	7.3%	9.0	3,668	8.9%	15.2	9.0%
TOSCANA	33,239	100.0%	8.9	41,211	100.0%	13.7	8.0%

FONDAZIONE LEONE MORESSA ELABORATION ON DOMINA, ISTAT AND INPS DATA

REGION: TOSCANA



DOMESTIC WORKER



MEDIAN AGE 48.6

YEARLY REMUNERATION 6,848 €

WORKING DURATION

Less than 50 weeks **56.6%**

At least 50 weeks **43.4%**

55%
COHABITANT

45%
NOT
COHABITANT

6%
ITALIAN
COHABITANT

22%
ITALIAN NOT
COHABITANT

AVERAGE WORKED HOURS 29.1

FUNCTIONS	Distr.%
Polyfunctional general worker – only domestic work	21%
Assistant for NON SELF-SUFFICIENT persons – not trained	44%
Assistant for SELF-SUFFICIENT persons – house cleaning	15%
Cleaning worker	7%
Worker with less than 12 month-experience	4%
Baby Sitter	2%
OTHER	7%
	100%



EMPLOYER

GENDER



MEN 52%
WOMEN 48%

MEDIAN
AGE



71 Y.O.

DOMINA DATA

POTENTIAL BENEFICIARIES PROJECTIONS

2050

POP. AGED 80
AND MORE

504 K
(13.5%)

+ 198 K

DIFF. 2017/2050

POP. AGED
0-14

450 K
(12.0%)

- 18 K

DIFF. 2017/2050

FONDAZIONE LEONE MORESSA ELABORATION ON DOMINA, ISTAT E INPS DATA

Umbria

In 2017 there were 18 thousand domestic workers legally registered with INPS in Umbria, with a slight prevalence of home helps compared to carers.

Differently to other regions, the number of carers has not yet exceeded those of home helps but from the analysis of the trend, the phenomenon won't be long before it presents itself.

In fact, home helps have been in sudden decline since 2009, while simultaneously the number of carers has grown.

The prevalence of females is confirmed (92%) and foreigners, which represent 77.7% of the total. The most significant component is that from Eastern Europe (57.7% of the total).

At a local level; in 76% of cases, both home helps and carers are concentrated in the biggest province; Perugia, but comparing the figure to the population the tendencies are similar. In Perugia we have 10.8 home helps per 1000 inhabitants, while we pass to 9.8 in Terni. As far as carers are concerned, 12.8 carers per 100 elderly people are registered in Perugia, against 10.4 in Terni.

On the whole in 2017, families in Umbria spent 140 million euros for domestic workers' salaries (salary, contributions, severance pay). This means that, on average, every worker received about 6139 euros annually, clearly very variable according to the hours worked and the type of service.

The average age of the domestic worker is 48 years and in most cases they are employed for less than a year (55.9%). A minor presence of cohabiting workers is registered.

The most frequent task carried out by the domestic worker is linked to the assistance of dependant people (29%) and housework for the self-sufficient (20%). There is also a good presence of general collaborators (21%).

On the other side; the employer has an average age of 68 years and the prevalence are men (52%).

In 2050 the elderly population, and therefore its need for assistance, is destined to grown; the population of at least 80 years will increase to 48 thousand, reaching to incide on the total population by almost 15%, against only 11% of "children".

REGION: UMBRIA

18,352

Regular Domestic Workers (INPS, 2017)

COLLABORATOR 51.1%
CAREGIVER 48.9%

MEN 8.1%
WOMEN 91.9%

FOREIGNER 77.7%
ITALIAN 22.3%

ORIGIN



57.7% Eastern Europe

22.3% Italy

5.7% Asia

5.4% Africa

8.5% America

0.4% Western Europe

0.31 B €

Added value generated by domestic workers

FAMILIES' EXPENDITURE



113 M € REMUNERATION



19 M € SOCIAL CONTRIBUTION



8 M € TFR

140 M €

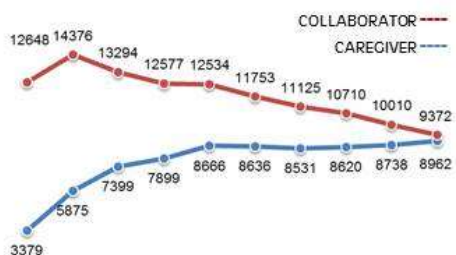
FAMILIES' EXPENDITURE

TRENDS



DOMESTIC WORKERS, INPS DATA

2008 2009 2010 2011 2012 2013 2014 2015 2016 2017



FAMILY COLLABORATORS/ CAREGIVERS, INPS DATA

2008 2009 2010 2011 2012 2013 2014 2015 2016 2017

LOCAL OVERVIEW

Province	Collaborator	Distr. %	Colfeach 1000 inhabitants	Caregiver	Distr. %	Caregivers each 100 aged +79 people	Pop aged +79 / Total Pop
Perugia	7,138	76.2%	10.8	6,882	76.8%	12.8	8.2%
Terni	2,234	23.8%	9.8	2,080	23.2%	10.4	8.7%
UMBRIA	9,372	100.0%	10.5	8,962	100.0%	12.1	8.3%

FONDAZIONE LEONE MORESSA ELABORATION ON DOMINA, ISTAT AND INPS DATA

REGION: UMBRIA



DOMESTIC WORKER



MEDIAN AGE 48.3

YEARLY REMUNERATION 6,139 €

WORKING DURATION

Less than 50 weeks **55.9%**

At least 50 weeks **44.1%**

44%

COHABITANT

6%

ITALIAN
COHABITANT

56%

**NOT
COHABITANT**

24%

ITALIAN NOT
COHABITANT

AVERAGE WORKED HOURS 26.0

FUNCTIONS	Distr.%
Polyfunctional general worker – only domestic work	21%
Assistant for NON SELF-SUFFICIENT persons – not trained	29%
Assistant for SELF-SUFFICIENT persons – house cleaning	20%
Cleaning worker	12%
Worker with less than 12 month-experience	8%
OTHER	10%
	100%



EMPLOYER

GENDER



MEN 52%
WOMEN 48%

**MEDIAN
AGE**



68 Y.O.

DOMINA DATA

**POTENTIAL
BENEFICIARIES
PROJECTIONS**

2050

**POP. AGED 80
AND MORE**

**123 K
(14.6%)**

+ 48 K

DIFF. 2017/2050

**POP. AGED
0-14**

**95 K
(11.3%)**

- 17 K

DIFF. 2017/2050

FONDAZIONE LEONE MORESSA ELABORATION ON DOMINA, ISTAT E INPS DATA

Marche

According to INPS figures, at the end of 2017 there were 24 thousand legally employed domestic workers in the Marche region, with a prevalence of carers (55.6%) compared to home helps (44.4%). Like in other regions, home helps have been subjected to a sudden decrease since 2012, while carers have been in constant growth since 2008.

Women register a clear prevalence (91.6%) compared to male workers (8.4%). As far as nationality; foreigners represent 72% of the total and with a strong presence of workers from Eastern Europe (53.6% of the total), with lesser foreign origins like Africa (7%), America (5.7%) and Asia (5.5%).

On the whole, in 2017, families in Marche region spent 185 thousand euros for domestic workers' salaries (salary, contributions, severance pay).

While at a local level; an almost uniform distribution in all provinces is recorded, with only a slight prevalence in Ancona both of home helps (32%) and carers (33%). The province with the highest incidence of home helps is Pesaro and Urbino (7.4 per 1.000 inhabitants), likewise for carers (12.4 carers per 100 elderly people, against a regional average of 10.8).

Analysing the more qualitative figures, both from INPS and DOMINA, you can't not note that in the region there is a strong fragmentary nature of the contracts (only 39% exceed 50 weeks) that is translated into lower salaries (€6132 average) and in a minor presence of domestic workers that work in a cohabiting way.

The most frequent task for a domestic worker is that of multifunctional general collaborator only for house works (34%). The assistance of self-sufficient people follows 19% and only 16% carry out assistance to dependant people. The employer has an average age of 69 years and there is a prevalence of men (59%).

Also in this region the elderly component is destined to grow ever more; it will pass from 127 thousand over 80, to 206 thousand. The elderly, therefore, will represent 14.5% of the population, while children will decrease to 31, inciding on the population only by 11.6%.

REGION: MARCHE

24,541

Regular Domestic Workers (INPS, 2017)

COLLABORATOR 44.4%
CAREGIVER 55.6%

MEN 8.4%
WOMEN 91.6%

FOREIGNER 72.1%
ITALIAN 27.9%

ORIGIN



53.6% Estern Europe

27.9% Italy

5.5% Asia

7.0% Africa

5.7% America

0.3% Western Europe

0.39 B €

Added value
generated by
domestic workers

FAMILIES' EXPENDITURE



150 M € REMUNERATION



24 M € SOCIAL CONTRIBUTION

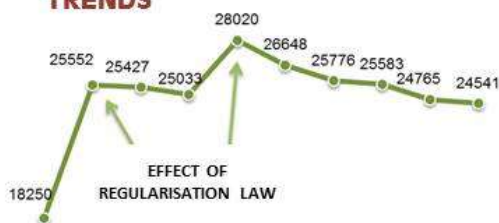


11 M € TFR

185 M €

FAMILIES'
EXPENDITURE

TRENDS



DOMESTIC WORKERS, INPS DATA

FAMILY COLLABORATORS/ CAREGIVERS, INPS DATA

2008 2009 2010 2011 2012 2013 2014 2015 2016 2017

LOCAL OVERVIEW

Province	Collaborator	Distr. %	Colfeach 1000 inhabitants	Caregiver	Distr. %	Caregivers each 100 aged +79 people	Pop aged +79 / Total Pop
Ancona	3,461	31.8%	7.3	4,449	32.6%	11.4	8.3%
Ascoli Piceno	2,469	22.7%	6.4	2,968	21.8%	9.3	8.3%
Macerata	2,316	21.2%	7.3	2,749	20.2%	10.3	8.4%
Pesaro e Urbino	2,654	24.3%	7.4	3,466	25.4%	12.4	7.7%
MARCHE	10,900	100.0%	7.1	13,632	100.0%	10.8	8.2%

FONDAZIONE LEONE MORESSA ELABORATION ON DOMINA. ISTAT AND INPS DATA

REGION: MARCHE



DOMESTIC WORKER



MEDIAN AGE 48.8

YEARLY REMUNERATION 6,132 €

WORKING DURATION

Less than 50 weeks **61.2%**

At least 50 weeks **38.8%**

33%
COHABITANT

5%
ITALIAN
COHABITANT

67%
**NOT
COHABITANT**

21%
ITALIAN NOT
COHABITANT

AVERAGE WORKED HOURS 25.5

FUNCTIONS	Distr.%
Polyfunctional general worker – only domestic work	34%
Assistant for NON SELF-SUFFICIENT persons – not trained	16%
Assistant for SELF-SUFFICIENT persons – house cleaning	19%
Cleaning worker	5%
Worker with less than 12 month-experience	16%
Companionship – for SELF-SUFFICIENT persons	4%
OTHER	6%
	100%



EMPLOYER

GENDER

MEN 50%
WOMEN 41%

**MEDIAN
AGE**

69 Y.O.

DOMINA DATA



**POP. AGED 80
AND MORE**

**206 K
(14.5%)**

+ 79 K

DIFF. 2017/2050

**POP. AGED
0-14**

**165 K
(11.6%)**

- 31 K

DIFF. 2017/2050

FONDAZIONE LEONE MORESSA ELABORATION ON DOMINA, ISTAT E INPS DATA

Lazio

Lazio is the second region for the presence of domestic collaborators (the first is Lombardia), in fact from the INPS figures, in 2017 there were 128 thousand workers registered, in other words 15% of the national total. The figure has nonetheless decreased since 2012 (155 thousand), but it is also the region with the highest number of home helps; one in five home helps work in Lazio and of these, 92% in the province of Roma.

There are, therefore, 93 thousand (73% of the region's domestic workers) home helps that work legally; but also in this region in recent years they have recorded a significant decrease whilst carers have continued to grow.

Another characteristic of domestic workers in Lazio is the low presence of Italians that reaches only 16%, while foreigners represent 84% of total workers.

At a provincial level; the most significant component remains that from Eastern Europe (44.4% of the total), but probably for the strong presence of home helps both the Asian component (26%) and the American one (9%) are relevant.

On the whole, in 2017, families in Lazio spent more than a billion euros for the domestic workers' salaries (salary, contributions, severance pay), but the value of the section between legal and illegal reaches almost 3 billion.

As we already hinted, at a local level there is a strong polarisation in the province of Roma that absorbs 92% of home helps and 83% of carers. If in this province the figure of carers compared to elderly people is only slightly higher than the national average, while that of carers is almost excessive. For every 1000 inhabitants, almost 20 home helps are recorded (the national average is 8).

This predomination of home helps is seen also in the more qualitative figures of INPS and DOMINA; the weekly hours don't exceed 23, only 38% work in a cohabiting way and a slight prevalence of longer contracts is registered. Above all the jobs are more concentrated; 73% of collaborators carry out cleaning in some way, while the assistance of dependant people reaches only 14%.

Observing the Isat population scenarios, the increase of the elderly age range is reconfirmed, but, even if by little, a balance is recorded between the over 80 (12.4%) and the age range from 0 to 14 years (12.5%).

REGION: LAZIO

128,515

Regular Domestic Workers (INPS, 2017)

COLLABORATOR 72.6%
CAREGIVER 27.4%

MEN 15.0%
WOMEN 85.0%

FOREIGNER 83.9%
ITALIAN 16.1%

ORIGIN



44.5% Eastern Europe

16.1% Italy

25.8% Asia

4.1% Africa

9.2% America

0.3% Western Europe

2.84 B €

Added value
generated by
domestic workers

FAMILIES' EXPENDITURE



✓ **832 M €** REMUNERATION

✓ **136 M €** SOCIAL CONTRIBUTION

✓ **62 M €** TFR

1,030 M €

FAMILIES'
EXPENDITURE

TRENDS



DOMESTIC WORKERS, INPS DATA

FAMILY COLLABORATORS/ CAREGIVERS, INPS DATA

LOCAL OVERVIEW

Province	Collaborator	Distr. %	Colf each 1000 inhabitants	Caregiver	Distr. %	Caregivers each 100 aged +79 people	Pop aged +79 / Total Pop
Roma	85,587	92.0%	19.7	29,077	82.7%	10.7	6.2%
Frosinone	1,654	1.8%	3.4	1,511	4.3%	4.4	6.9%
Latina	2,503	2.7%	4.4	1,711	4.9%	5.2	5.7%
Rieti	1,018	1.1%	6.5	1,109	3.2%	8.8	8.0%
Viterbo	2,260	2.4%	7.1	1,755	5.0%	7.8	7.0%
LAZIO	93,022	100.0%	15.8	35,163	100.0%	9.4	6.3%

FONDAZIONE LEONE MORESSA ELABORATION ON DOMINA, ISTAT AND INPS DATA

REGION: LAZIO



DOMESTIC WORKER



MEDIAN AGE 46.8

YEARLY REMUNERATION 6,477 €

WORKING DURATION

Less than 50 weeks **48.6%**

At least 50 weeks **51.4%**

38%

COHABITANT

62%

**NOT
COHABITANT**

6%

ITALIAN
COHABITANT

15%

ITALIAN NOT
COHABITANT

AVERAGE WORKED HOURS 23

FUNCTIONS	Distr.%
Polyfunctional general worker – only domestic work	35%
Assistant for NON SELF-SUFFICIENT persons – not trained	14%
Assistant for SELF-SUFFICIENT persons – house cleaning	24%
Cleaning worker	14%
Worker with less than 12 month-experience	5%
OTHER	8%
	100%



EMPLOYER

GENDER



MEN 48%
WOMEN 52%

**MEDIAN
AGE**



67 Y.O.

DOMINA DATA

**POTENTIAL
BENEFICIARIES
PROJECTIONS**

2050

**POP. AGED 80
AND MORE**

**764 K
(12.4%)**

+ 382 K

DIFF. 2017/2050

**POP. AGED
0-14**

**767 K
(12.5%)**

- 29 K

DIFF. 2017/2050

FONDAZIONE LEONE MORESSA ELABORATION ON DOMINA, ISTAT E INPS DATA

Southern regions

Abruzzo

There are 13 thousand legally employed domestic workers in Abruzzo, with a clear prevalence of carers (56.5%).

Over recent years these two types of workers have been subject to different trends; carers have increased, while home helps are in constant decline.

This evolution is reflected also in the characteristics of the worker; 51% of domestic collaborators come from Eastern Europe and a clear prevalence of females is recorded (93.5%). Although, compared to other regions, in particular in the North and centre; the Italian component is more present and reaches almost 37%.

On the whole, in 2017, families in Abruzzo spent 86 million euros for domestic workers' salaries (salary, contributions, severance pay), with an average amount (which is influenced by the length of the contract and hours worked) of 5 thousand euros.

At a provincial level; home helps are mainly present in the province of Pescara where 6.4 home helps per 1000 inhabitants are recorded against a regional average of 4.4, probably also due to the presence of tourism. As far as personal assistants are concerned; there is a higher presence in the province of Teramo, with 8.3 carers per 100 elderly people (regional average 7.5).

The average age of the domestic worker is 48.6 years and in most cases they have a contract that doesn't exceed 50 weeks. We need to underline how the presence of Italians is seen both in the jobs that require cohabitation and those that don't (DOMINA figures).

The most frequent tasks are assistance to self-sufficient people (25%), general collaborator (22%) and those who are involved in assistance to the dependant (21%).

The average age of the employer is 67 years and there is a prevalence of female domestic work employers (55%).

The population perspectives show how the amount of assistants to people (carers) is destined to increase; in 2050 the population of over 80 will be almost double, exceeding the presence of children from 0 to 14 years, who will decrease by 30 thousand.

REGION: ABRUZZO

13,365

Regular Domestic
Workers (INPS, 2017)

COLLABORATOR 43.5%
CAREGIVER 56.5%

MEN 6.5%
WOMEN 93.5%

FOREIGNER 63.2%
ITALIAN 36.8%

ORIGIN



51.1% Estern Europe

36.8% Italy

3.4% Asia

5.3% Africa

2.9% America

0.5% Western Europe

0.3 B €

Added value
generated by
domestic workers

FAMILIES' EXPENDITURE



- ✓ **69 M €** REMUNERATION
- ✓ **12 M €** SOCIAL CONTRIBUTION
- ✓ **5 M €** TFR

86 M €

FAMILIES'
EXPENDITURE

TRENDS



DOMESTIC WORKERS, INPS DATA

2008 2009 2010 2011 2012 2013 2014 2015 2016 2017



FAMILY COLLABORATORS/ CAREGIVERS, INPS DATA

2008 2009 2010 2011 2012 2013 2014 2015 2016 2017

LOCAL OVERVIEW

Province	Collaborator	Distr. %	Colf each 1000 inhabitants	Caregiver	Distr. %	Caregivers each 100 aged +79 people	Pop aged +79 / Total Pop
L'Aquila	1,190	20.5%	3.9	1,891	25.1%	8.1	7.7%
Chieti	1,354	23.3%	3.5	1,854	24.6%	6.0	8.0%
Pescara	2,047	35.2%	6.4	1,945	25.8%	8.2	7.4%
Teramo	1,225	21.1%	4.0	1,855	24.6%	8.3	7.2%
ABRUZZO	5,816	100.0%	4.4	7,545	100.0%	7.5	7.6%

REGION: ABRUZZO



DOMESTIC WORKER



MEDIAN AGE 48.6

YEARLY REMUNERATION 5,203 €

WORKING DURATION

Less than 50 weeks **62.0%**
At least 50 weeks **38.0%**

50%
COHABITANT

38%
ITALIAN
COHABITANT

50%
**NOT
COHABITANT**

37%
ITALIAN NOT
COHABITANT

AVERAGE WORKED HOURS 24.2

FUNCTIONS	Distr.%
Polyfunctional general worker – only domestic work	22%
Assistant for NON SELF-SUFFICIENT persons – not trained	21%
Assistant for SELF-SUFFICIENT persons – house cleaning	25%
Cleaning worker	12%
Worker with less than 12 month-experience	5%
Baby Sitter	6%
OTHER	9%
	100%



EMPLOYER

GENDER

MEN 45%
WOMEN 55%

**MEDIAN
AGE**

67 Y.O.

DOMINA DATA

POTENTIAL BENEFICIARIES PROJECTIONS

2050

**POP. AGED 80
AND MORE**

170 K
(14.1%)

+ 68 K

DIFF. 2017/2050

**POP. AGED
0-14**

135 K
(11.3%)

- 30 K

DIFF. 2017/2050

FONDAZIONE LEONE MORESSA ELABORATION ON DOMINA, ISTAT E INPS DATA

Molise

There are more than 2 thousand legally employed domestic workers in Molise, a value that has decreased compared to 2012 but has been subjected to an increase of 7% compared to 2016. In 55% of cases we are talking about carers and there is a strong presence of female domestic workers (95%) compared to those who are male (5%).

This region is characterised by its strong presence of Italians in this sector; 51% of domestic collaborators. Foreigners are therefore the minority and in most cases they are from Eastern Europe.

Analysing the cost of these family collaborators; families spend 12 million euros a year amongst salary, contributions and severance pay, obviously in this case we consider only the component that is legally censused by INPS figures.

While at a local level, if at numerosity levels both home helps (66%) and carers (67%) are mostly present in Campobasso, the incidence on the population sees a higher presence of both in Isernia.

Domestic workers have an average age of 48 and normally (62%) have a contract that doesn't reach 50 weeks.

43% of these collaborators cohabit with the assisted person, but in this case the incidence of Italians is lower compared to those who don't work with cohabiting.

The main task requested is assistance to self-sufficient people, both for cleaning (35%) and keeping company (18%), people who carry out assistance to dependant people are the minority (7%).

Employers have an average age of 68 and there is no prevalent gender.

Observing Istat population scenarios; we can hypothesise that, in 2050, the need for carers will increase even more.

Compared to 2017, the elderly over 80 will go from 26 thousand to 139 thousand, representing 14.3% of the population, while the population under 14 will be subjected to a new decrease and will incide only by 8.8%.

REGION: MOLISE

2,118

Regular Domestic Workers (INPS, 2017)

COLLABORATOR 45.4%
CAREGIVER 54.6%

MEN 5.5%
WOMEN 94.5%

FOREIGNER 48.8%
ITALIAN 51.2%

ORIGIN



41.0% Eastern Europe

51.2% Italy

2.2% Asia

3.1% Africa

2.0% America

0.5% Western Europe

0.05 B €

Added value
generated by
domestic workers

FAMILIES' EXPENDITURE



✓ **9.9 M €** REMUNERATION

✓ **1.7 M €** SOCIAL CONTRIBUTION

✓ **0.7 M €** TFR

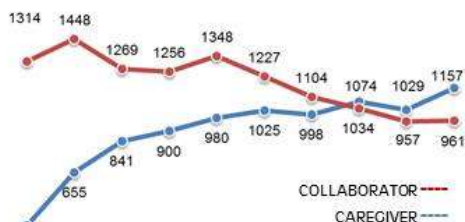
12.3 M €

FAMILIES'
EXPENDITURE

TRENDS



DOMESTIC WORKERS, INPS DATA



FAMILY COLLABORATORS/ CAREGIVERS, INPS DATA

LOCAL OVERVIEW

Province	Collaborator	Distr. %	Colf each 1000 inhabitants	Caregiver	Distr. %	Caregivers each 100 aged +79 people	Pop aged +79 / Total Pop
Campobasso	632	65.8%	2.8	779	67.3%	4.2	8.2%
Isernia	329	34.2%	3.8	378	32.7%	5.1	8.7%
MOLISE	961	100.0%	3.1	1,157	100.0%	4.5	8.3%

REGION: MOLISE



DOMESTIC WORKER



MEDIAN AGE 48,1

YEARLY REMUNERATION 4.672 €

WORKING DURATION

Less than 50 weeks **61,6%**
At least 50 weeks **38,4%**

AVERAGE WORKED HOURS 22,1

43%
COHABITANT

25%
ITALIAN
COHABITANT

57%
**NOT
COHABITANT**

44%
ITALIAN NOT
COHABITANT

FUNCTIONS	Distr.%
Polyfunctional general worker – only domestic work	18%
Assistant for NON SELF-SUFFICIENT persons – not trained	7%
Assistant for SELF-SUFFICIENT persons – house cleaning	35%
Cleaning worker	4%
Worker with less than 12 month-experience	18%
Companionship – for SELF-SUFFICIENT persons	18%
	100%



EMPLOYER

GENDER

MEN 50%
WOMEN 50%

**MEDIAN
AGE**

68 Y.O.

DOMINA DATA

POTENTIAL BENEFICIARIES PROJECTIONS

2050

**POP. AGED 80
AND MORE**

**39 K
(14.2%)**

+ 13 K

DIFF. 2017/2050

**POP. AGED
0-14**

**24 K
(8.8%)**

- 11 K

DIFF. 2017/2050

FONDAZIONE LEONE MORESSA ELABORATION ON DOMINA, ISTAT E INPS DATA

Campania

There are over 50 thousand legal family collaborators in this region, in other words 6% of the domestic workers that work in Italy.

In 66% of cases we are speaking about home helps and compared to national values there is a higher presence of males (16%) than the female component (84%)

As in all Southern regions that we have analysed so far, the presence of Italians in this sector is important (33.5%) even if the origins of the highest number of workers remains Eastern Europe (41.4). The percentage of domestic workers that arrive from Asia is also relevant (18%).

Domestic work in Campania produces 1.53 billion euros, at the detriment of the 335 million currently spent by families in salary, contributions and severance pay.

At a territorial level, the majority of home helps (63%) work in the province of Naples. In this territory around 6.7 home helps are registered per 1000 inhabitants, while the regional average is equal to 5.7 home helps per 1000.

Regarding carers; if on a numeric level there are more in Naples (42%), the incidence on the number of elderly people is higher in Salerno, where 7.5 carers per 100 elderly people are recorded against a regional average of 5.8 per 100 elderly people.

The employer families, in the majority of cases, are made up of the elderly (average age 68 years) with a slight prevalence of males (52%).

While collaborators have an average age of 47 years, only 41.6% have a contract for more than 50 weeks and only 33% cohabit with the employer.

The strong presence of home helps is translated in a prevalence of tasks linked to cleaning and domestic work, while the minority to assistance to the dependant (16%).

The population scenarios show that in 2050 there will be an increase of the elderly population (+335 thousand), that will arrive to incide by 12.5%, and the decrease of the young range (-285thousand). It is easy to hypothesise that in the next years the request for carers will increase, in order to manage the population range that is getting older.

REGION: CAMPANIA

50,185

Regular Domestic
Workers (INPS, 2017)

COLLABORATOR 66.1%
CAREGIVER 33.9%

MEN 16.1%
WOMEN 83.9%

FOREIGNER 66.5%
ITALIAN 33.5%

ORIGIN



41.4% Eastern Europe

33.5% Italy

18.2% Asia

4.0% Africa

2.7% America

0.2% Western Europe

1.53 B €

Added value
generated by
domestic workers

FAMILIES' EXPENDITURE



✓ **269 M €** REMUNERATION

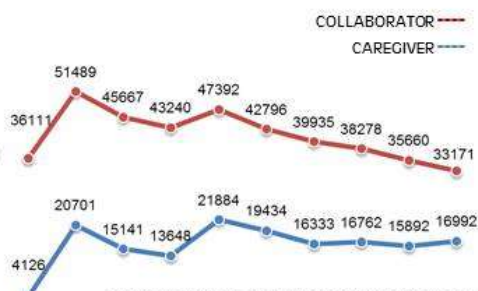
✓ **46 M €** SOCIAL CONTRIBUTION

✓ **20 M €** TFR

335 M €

FAMILIES'
EXPENDITURE

TRENDS



DOMESTIC WORKERS, INPS DATA

FAMILY COLLABORATORS/ CAREGIVERS, INPS DATA

LOCAL OVERVIEW

Province	Collaborator	Distr. %	Colfeach 1000 inhabitants	Caregiver	Distr. %	Caregivers each 100 aged +79 people	Pop aged +79 / Total Pop
Napoli	20,845	62.8%	6.7	7,040	41.4%	5.4	4.2%
Avellino	1,953	5.9%	4.6	1,883	11.1%	6.3	7.1%
Benevento	1,141	3.4%	4.1	1,303	7.7%	6.2	7.5%
Caserta	3,304	10.0%	3.6	1,711	10.1%	4.2	4.5%
Salerno	5,928	17.9%	5.4	5,055	29.7%	7.5	6.1%
CAMPANIA	33,171	100.0%	5.7	16,992	100.0%	5.8	5.0%

FONDAZIONE LEONE MORESSA ELABORATION ON DOMINA, ISTAT AND INPS DATA

REGION: CAMPANIA



DOMESTIC WORKER



MEDIAN AGE 46.9

YEARLY REMUNERATION 5,365 €

WORKING DURATION

Less than 50 weeks **58.4%**
At least 50 weeks **41.6%**

33%
COHABITANT

24%
ITALIAN
COHABITANT

67%
**NOT
COHABITANT**

33%
ITALIAN NOT
COHABITANT

AVERAGE WORKED HOURS 24.5

FUNCTIONS	Distr.%
Polyfunctional general worker – only domestic work	21%
Assistant for NON SELF-SUFFICIENT persons – not trained	16%
Assistant for SELF-SUFFICIENT persons – house cleaning	19%
Cleaning worker	19%
Worker with less than 12 month-experience	10%
Companionship – for SELF-SUFFICIENT persons	6%
OTHER	9%
	100%



EMPLOYER

GENDER

MEN 52%
WOMEN 48%

**MEDIAN
AGE**

68 Y.O.

DOMINA DATA

POTENTIAL BENEFICIARIES PROJECTIONS

2050

**POP. AGED 80
AND MORE**

630 K
(12.5%)

+ 335 K

DIFF. 2017/2050

**POP. AGED
0-14**

574 K
(11.4%)

- 285 K

DIFF. 2017/2050

FONDAZIONE LEONE MORESSA ELABORATION ON DOMINA, ISTAT E INPS DATA

Puglia

In 2017, the numbers of domestic workers legally present in Puglia were equal to 26 thousand; a value which has been decreasing since 2012 and there is a clear prevalence of home helps (57%) compared to carers (43%).

Almost 10% of these workers are male and only 54% are foreigners, in fact the first country of origin of these workers is precisely Italy. 33% come from Eastern Europe and 14% from Asia.

Domestic work employers spend, every year (138 million) for salaries, (23 million) for contributions and (10 million) for severance pay. This is equal to 171 million euros, for an average amount of €5196 for a domestic worker.

The majority of home helps (42%) live in Bari, but the highest presence compared to the population is recorded in Lecce, both for home helps (6 home helps per 1000 inhabitants, against a regional average of 3.7) and for carers (6.8 carers per 100 elderly people, when the regional average is 4.5).

Domestic collaborators have an average age of 47 years and a prevalence of contracts less than 50 weeks is recorded (59%). In only 38% of cases cohabiting with the employer is requested.

The presence of Italian domestic personnel is most highly present when cohabiting with the employer family is not requested.

Amongst the tasks; assistance to the dependant is prevalent (20%) and to self-sufficient (20%), moreover 19% of these workers are general collaborators.

If today it is home helps that are in majority, probably in a few years the situation could be inverted, given the strong increase of the elderly envisaged by Istat for 2050.

In 2050 there will be almost 500 thousand elderly people over 80 years, arriving to weigh on the population by 14%. While the younger range will decrease by 160 thousand; arriving to incide only by 11%.

REGION: PUGLIA

26,481

Regular Domestic Workers (INPS, 2017)

COLLABORATOR 57.1%
CAREGIVER 42.9%

MEN 9.7%
WOMEN 90.3%

FOREIGNER 54.2%
ITALIAN 45.8%

ORIGIN



33.2% Eastern Europe

45.8% Italy

14.1% Asia

5.4% Africa

1.1% America

0.4% Western Europe

0.74 B €

Added value
generated by
domestic workers

FAMILIES' EXPENDITURE



✓ **138 M €** REMUNERATION

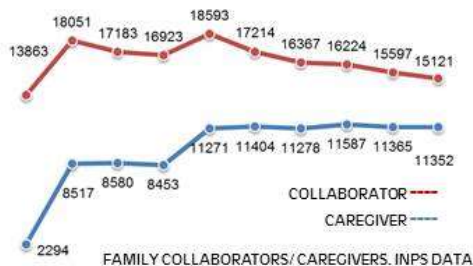
✓ **23 M €** SOCIAL CONTRIBUTION

✓ **10 M €** TFR

171 M €

FAMILIES'
EXPENDITURE

TRENDS



LOCAL OVERVIEW

Province	Collaborator	Distr. %	Colfeach 1000 inhabitants	Caregiver	Distr. %	Caregivers each 100 aged +79 people	Pop aged +79 / Total Pop
Bari	6,423	42.5%	4.0	3,708	32.7%	4.0	5.8%
Brindisi	972	6.4%	2.4	950	8.4%	3.8	6.3%
Foggia	1,439	9.5%	2.2	1,405	12.4%	3.4	6.2%
Lecce	4,802	31.8%	6.0	3,863	34.0%	6.8	7.1%
Taranto	1,485	9.8%	2.5	1,426	12.6%	4.0	6.0%
PUGLIA	15,121	100.0%	3.7	11,352	100.0%	4.5	6.2%

FONDAZIONE LEONE MORESSA ELABORATION ON DOMINA. ISTAT AND INPS DATA

REGION: PUGLIA



DOMESTIC WORKER



MEDIAN AGE 47.2

YEARLY REMUNERATION 5,196 €

WORKING DURATION

Less than 50 weeks **58.8%**

At least 50 weeks **41.2%**

38%

COHABITANT

62%

**NOT
COHABITANT**

12%

ITALIAN
COHABITANT

48%

ITALIAN NOT
COHABITANT

AVERAGE WORKED HOURS 23.4

FUNCTIONS	Distr.%
Polyfunctional general worker – only domestic work	19%
Assistant for NON SELF-SUFFICIENT persons – not trained	20%
Assistant for SELF-SUFFICIENT persons – house cleaning	20%
Cleaning worker	16%
Worker with less than 12 month-experience	9%
Companionship – for SELF-SUFFICIENT persons	8%
OTHER	8%
	100%



EMPLOYER

GENDER



MEN 49%
WOMEN 51%

**MEDIAN
AGE**



66 Y.O.

DOMINA DATA

POTENTIAL BENEFICIARIES PROJECTIONS

2050

**POP. AGED 80
AND MORE**

**496 K
(14.3%)**

+ 238 K

DIFF. 2017/2050

**POP. AGED
0-14**

**380 K
(11.0%)**

- 160 K

DIFF. 2017/2050

FONDAZIONE LEONE MORESSA ELABORATION ON DOMINA, ISTAT E INPS DATA

Basilicata

According to INPS figure, at the end of 2017 there were 3481 domestic workers legally employed by families, with an almost equal distribution between carers and home helps. In reality these two types of workers follow two different trends; over recent years home helps have registered a significant decrease, while carers continue to increase. Almost all are women (92.8%).

As far as nationality; foreigners represent only 59% of the total and the most significant component is that from Eastern Europe (51% of the total), quickly followed by that from Italy (41%).

At a local level; Potenza records a higher presence of both home helps (74%), and carers (74%). Averagely in the region, 3 home helps are recorded per 1000 inhabitants and 4 carers per 100 elderly people over 80.

On the whole, in 2017, families in Basilicata spent 20 million euros on domestic workers' salaries (salary, contributions, severance pay). This means that, on average, every domestic worker received around 4651 yearly, clearly very variable according to the hours worked and the type of service.

The average age of the domestic worker is 48 years and in the majority of cases they are employed for less than a year (66%).

If INPS figures allow a quantitative analysis of the phenomenon; DOMINA figures offer an interesting detail, such as the average age of the employer (76 years) and the slight male prevalence (51%).

The most frequent task for domestic workers is that of assistance to self-sufficient people (23%). One in five work as general collaborators and only 11% carry out assistance to the dependant.

Finally, observing Istat population scenarios, we can hypothesise that in 2050 the need for domestic workers will significantly increase: in fact, compared to 2017, the elderly (over 80) will increase by 72 thousand and children (0-14 years) will decrease by 24 thousand, representing, respectively, 15.2% and 9.3% of the population.

REGION: BASILICATA

3,481

Regular Domestic
Workers (INPS, 2017)

COLLABORATOR 50.2%
CAREGIVER 49.8%

MEN 7.2%
WOMEN 92.8%

FOREIGNER 59.0%
ITALIAN 41.0%

ORIGIN



51.0% Eastern Europe

41.0% Italy

2.9% Asia

4.0% Africa

0.9% America

0.2% Western Europe

0.11 B €

Added value
generated by
domestic workers

FAMILIES' EXPENDITURE



- ✓ **16 M €** REMUNERATION
- ✓ **3 M €** SOCIAL CONTRIBUTION
- ✓ **1 M €** TFR

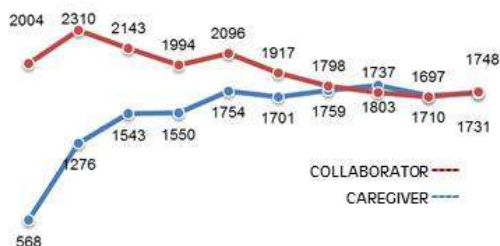
20 M €

FAMILIES'
EXPENDITURE

TRENDS



DOMESTIC WORKERS. INPS DATA



FAMILY COLLABORATORS/ CAREGIVERS. INPS DATA

2008 2009 2010 2011 2012 2013 2014 2015 2016 2017

LOCAL OVERVIEW

Province	Collaborator	Distr. %	Colfeach 1000 inhabitants	Caregiver	Distr. %	Caregivers each 100 aged +79 people	Pop aged +79 / Total Pop
Potenza	1,297	74.2%	3.5	1,274	73.6%	4.4	7.8%
Matera	451	25.8%	2.3	457	26.4%	3.3	6.9%
BASILICATA	1,748	100.0%	3.1	1,731	100.0%	4.1	7.5%

FONDAZIONE LEONE MORESSA ELABORATION ON DOMINA. ISTAT AND INPS DATA

REGION: BASILICATA



DOMESTIC WORKER



MEDIAN AGE 47.9

YEARLY REMUNERATION 4,651€

WORKING DURATION

Less than 50 weeks **66.0%**
At least 50 weeks **34.0%**

AVERAGE WORKED HOURS 24.6

48%
COHABITANT

0%
ITALIAN
COHABITANT

52%
NOT
COHABITANT

28%
ITALIAN NOT
COHABITANT

FUNCTIONS	Distr.%
Polyfunctional general worker – only domestic work	20%
Assistant for NON SELF-SUFFICIENT persons – not trained	11%
Assistant for SELF-SUFFICIENT persons – house cleaning	23%
Cleaning worker	18%
Worker with less than 12 month-experience	13%
Companionship – for SELF-SUFFICIENT persons	5%
OTHER	10%
	100%



EMPLOYER

GENDER



MEN 51%
WOMEN 49%

MEDIAN
AGE



76 Y.O.

DOMINA DATA

POTENTIAL BENEFICIARIES PROJECTIONS

2050

**POP. AGED 80
AND MORE**

72 K
(15.2%)

+ 29 K

DIFF. 2017/2050

**POP. AGED
0-14**

44 K
(9.3%)

- 24 K

DIFF. 2017/2050

FONDAZIONE LEONE MORESSA ELABORATION ON DOMINA, ISTAT E INPS DATA

Calabria

In 2017 there were around 13 thousand domestic workers legally employed by families in Calabria, with a clear prevalence of home helps (56%) compared to carers (44%). Over recent years, moreover, the gap between these two figures has decreased, thanks to the continuing growth of carers (today 6 thousand) and the decrease in home helps (7 thousand).

15% of these workers are male, a very high value compared to the national average (11.7%). As far as nationality; foreigners represent 59% of the total, but the most significant component is the Italian one (40.9% of the total), quickly followed by domestic workers from Eastern Europe.

At a local level; the highest number of home helps is concentrated in the province of Reggio Calabria (38% of the region's home helps); where a higher incidence is also registered (5.2 home helps per 1000 inhabitants). While carers are most highly present in Cosenza, they are in a higher measure in Crotona (5.8 carers per 100 elderly people).

On the whole, in 2017, families in Calabria spent 82 million euros for domestic workers' salaries (salary, contribution, severance pay). This means that, on average, every domestic worker received 4881 euros annually, clearly very variable according to hours worked and the type of service.

The domestic workers are very young and have an average age of 45.4 years and in the majority of cases they are hired for less than a year (66% of cases).

The tasks of these domestic workers are very equally distributed; 19% carry out assistance to the dependant, 17% are general collaborators and 16% assist the self-sufficient. There is also no lack of cleaners (13%), keeping company (10%) or babysitters (6%).

Finally, observing Istat population scenarios, we can hypothesise that in 2050 the need for domestic workers will significantly increase; the elderly over 80 will represent 13.4% of the population, with an increase of 99 thousand compared to 2017, while children will only represent 10.7% and with a loss of 79 thousand.

REGION: CALABRIA

13,545

Regular Domestic Workers (INPS, 2017)

COLLABORATOR 56.1%
CAREGIVER 43.9%

MEN 15.2%
WOMEN 84.8%

FOREIGNER 59.1%
ITALIAN 40.9%

ORIGIN



36.7% Eastern Europe

40.9% Italy

15.4% Asia

5.8% Africa

1.0% America

0.2% Western Europe

0.44 B €

Added value
generated by
domestic workers



FAMILIES' EXPENDITURE

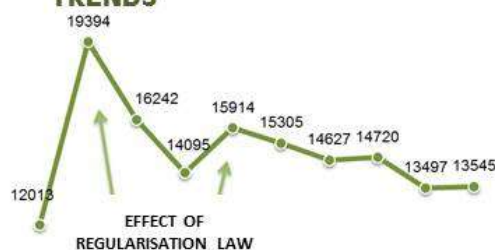


- ✓ **66 M €** REMUNERATION
- ✓ **11 M €** SOCIAL CONTRIBUTION
- ✓ **5 M €** TFR

82 M €

FAMILIES'
EXPENDITURE

TRENDS



2008 2009 2010 2011 2012 2013 2014 2015 2016 2017

DOMESTIC WORKERS, INPS DATA



2008 2009 2010 2011 2012 2013 2014 2015 2016 2017

FAMILY COLLABORATORS/CAREGIVERS, INPS DATA

LOCAL OVERVIEW

Province	Collaborator	Distr. %	Colf each 1000 inhabitants	Caregiver	Distr. %	Caregivers each 100 aged +79 people	Pop aged +79 / Total Pop
Catanzaro	1,610	21.2%	4.4	1,355	22.8%	5.7	6.6%
Cosenza	2,288	30.1%	3.2	2,059	34.7%	4.3	6.7%
Crotone	303	4.0%	1.7	553	9.3%	5.8	5.5%
Reggio Calabria	2,855	37.6%	5.2	1,418	23.9%	3.9	6.5%
Vibo Valentia	537	7.1%	3.3	557	9.4%	5.1	6.7%
CALABRIA	7,593	100.0%	3.9	5,942	100.0%	4.6	6.5%

FONDAZIONE LEONE MORESSA ELABORATION ON DOMINA, ISTAT AND INPS DATA

REGION: CALABRIA



DOMESTIC WORKER



MEDIAN AGE 45.4

YEARLY REMUNERATION 4,881 €

WORKING DURATION

Less than 50 weeks **66.4%**

At least 50 weeks **33.6%**

28%
COHABITANT

72%
NOT
COHABITANT

7%
ITALIAN
COHABITANT

32%
ITALIAN NOT
COHABITANT

AVERAGE WORKED HOURS 24.3

FUNCTIONS	Distr.%
Polyfunctional general worker – only domestic work	17%
Assistant for NON SELF-SUFFICIENT persons – not trained	19%
Assistant for SELF-SUFFICIENT persons – house cleaning	16%
Cleaning worker	13%
Worker with less than 12 month-experience	9%
Companionship – for SELF-SUFFICIENT persons	10%
Baby Sitter	6%
OTHER	10%
	100%



EMPLOYER

GENDER

MEN 43%
WOMEN 57%

MEDIAN
AGE

71 Y.O.

DOMINA DATA



**POP. AGED 80
AND MORE**

228 K
(13.4%)

+ 99 K

DIFF. 2017/2050

**POP. AGED
0-14**

182 K
(10.7%)

- 79 K

DIFF. 2017/2050

FONDAZIONE LEONE MORESSA ELABORATION ON DOMINA, ISTAT E INPS DATA

Sicilia

There are 36 thousand domestic workers regularly employed by Italian families in Sicilia, with a clear prevalence of home helps (67%).

In recent years these two types of workers are being subjected to different trends; carers have been increasing, while home helps have been in constant decrease, this is despite the numerosity of home helps in Sicilia being very high.

Sicilia is characterised also for being the region with the highest number of male domestic collaborators (24%) and a good presence of Italians. In fact the first place of origin is precisely Italy (40%), followed by the Asian component (25%) and those from Eastern Europe (22%).

On the whole, in 2017, families in Sicilia spent 232 million euros for domestic workers' salaries (salary, contributions, severance pay), while the value of the whole domestic component exceeds a billion euros.

At a provincial level; home helps are most highly present in the province of Palermo, where 8 home helps are registered per 1000 inhabitants, against a regional average of 4.8. While as far as personal assistants; the presence is highest in Messina with 5.2 carers per 100 elderly people (regional average 3.9). The province of Messina is, with that of Enna, one of the provinces with the highest number of elderly people over 80.

The average age of the domestic workers is very low at 45.1 years and in most cases they have a contract that doesn't exceed 50 weeks.

The most frequent task is general collaborator (27%), followed by assistance to dependant people (19) and cleaning personnel (19%). From DOMINA figures, we can also see the average age of the employer (66 years) and a prevalence of males is revealed (54%).

The population prospectives report how the amount of carers is destined to grow; in 2050 the population of over 80 will be almost double, exceeding the presence of children from 0 to 14 years, which will lose 191 thousand.

REGION: SICILIA

36,312

Regular Domestic Workers (INPS, 2017)

COLLABORATOR 66.7%
CAREGIVER 33.3%

MEN 24.1%
WOMEN 75.9%

FOREIGNER 60.3%
ITALIAN 39.7%

ORIGIN



22.0% Eastern Europe

39.7% Italy

24.7% Asia

12.3% Africa

1.1% America

0.2% Western Europe

1.11 B €

Added value
generated by
domestic workers

FAMILIES' EXPENDITURE



✓ **186 M €** REMUNERATION

✓ **32 M €** SOCIAL CONTRIBUTION

✓ **14 M €** TFR

232 M €

FAMILIES'
EXPENDITURE

TRENDS



DOMESTIC WORKERS, INPS DATA



FAMILY COLLABORATORS/ CAREGIVERS, INPS DATA

LOCAL OVERVIEW

Province	Collaborator	Distr. %	Colfe each 1000 inhabitants	Caregiver	Distr. %	Caregivers each 100 aged +79 people	Pop aged +79 / Total Pop
Palermo	10,096	41.7%	8.0	3,223	26.7%	4.4	5.8%
Agrigento	1,019	4.2%	2.3	1,038	8.6%	3.5	6.7%
Caltanissetta	607	2.5%	2.3	596	4.9%	3.6	6.1%
Catania	4,654	19.2%	4.2	1,914	15.8%	3.1	5.5%
Enna	366	1.5%	2.2	565	4.7%	4.8	7.1%
Messina	4,398	18.2%	6.9	2,352	19.5%	5.2	7.1%
Ragusa	721	3.0%	2.2	826	6.8%	4.3	5.9%
Siracusa	937	3.9%	2.3	580	4.8%	2.6	5.6%
Trapani	1,398	5.8%	3.2	983	8.1%	3.4	6.6%
SICILIA	24,196	100.0%	4.8	12,077	100.0%	3.9	6.1%

FONDAZIONE LEONE MORESSA ELABORATION ON DOMINA, ISTAT AND INPS DATA

REGION: SICILIA



DOMESTIC WORKER



MEDIAN AGE 45.1

YEARLY REMUNERATION 5,120 €

WORKING DURATION

Less than 50 weeks **57.8%**
At least 50 weeks **42.2%**

32%
COHABITANT

23%
ITALIAN
COHABITANT

68%
**NOT
COHABITANT**

35%
ITALIAN NOT
COHABITANT

AVERAGE WORKED HOURS 21.5

FUNCTIONS	Distr.%
Polyfunctional general worker – only domestic work	27%
Assistant for NON SELF-SUFFICIENT persons – not trained	19%
Assistant for SELF-SUFFICIENT persons – house cleaning	12%
Cleaning worker	19%
Worker with less than 12 month-experience	12%
Companionship – for SELF-SUFFICIENT persons	3%
OTHER	8%
	100%



EMPLOYER

GENDER

MEN 54%
WOMEN 46%

**MEDIAN
AGE**

66 Y.O.

DOMINA DATA

POTENTIAL BENEFICIARIES PROJECTIONS

2050

**POP. AGED 80
AND MORE**

**571 K
(13.0%)**

+ 261 K

DIFF. 2017/2050

**POP. AGED
0-14**

**511 K
(11.7%)**

- 191 mila

DIFF. 2017/2050

FONDAZIONE LEONE MORESSA ELABORATION ON DOMINA, ISTAT E INPS DATA

Sardegna

There are 44 thousand family collaborators legally enrolled with INPS in the region of Sardegna, a value that differs from other regions in that it is in constant growth. The analysis of the two home helps and carers historic series shows how, in reality, only the carers are in constant growth (that represent 66% of personnel), while home helps are in clear decline.

The region of Sardegna is also the region with the highest number of Italian domestic collaborators, 79% of the total, probably due to the minor presence in the territory of foreigners (only 3% of the population are foreigners, compared to 8.5% nationally).

The most significant foreign component is from Eastern Europe, but however it doesn't reach 15%.

On the whole, in 2017, families in Sardegna spent 245 million euros for domestic workers' salaries (salary, contributions, severance pay), while the added value produced by the whole sector reaches 0.5 billion euros. .

At a local level; the highest number of homes helps are concentrated in the province of Cagliari (51% of the region's home helps), as is the highest incidence (10 per 1000 inhabitants). It is however the figures of carers that is significant, in that it is clearly higher than the national average; in Sardegna 27 carers are registered per 100 elderly people and in the rest of Italy this value doesn't reach 10.

The workers that occupy the domestic sector in Sardegna are prevalently female, have an average age of 45.7 and in 55% of cases they have a contract for less than a year. They averagely work just 17 hours a week and only in 23% of cases do they cohabit with the work employer.

The most frequent task for domestic workers is that of assistance to dependant people (55%). The employer has an average age of 65 years and a female prevalence is registered (64%).

Finally, observing the Istat population scenarios, we can hypothesise that in 2050 the need for domestic workers will increase, in particular carers: compared to 2017, the elderly over 80 will represent more than 16% of the population, with an increase of 118 thousand compared to 2017, while children only 9% of the region's population.

REGION: SARDEGNA

44,259

Regular Domestic Workers (INPS, 2017)

COLLABORATOR 34.3%
CAREGIVER 65.7%

MEN 8.7%
WOMEN 91.3%

FOREIGNER 20.8%
ITALIAN 79.2%

ORIGIN



14.7% Eastern Europe
79.2% Italy
3.2% Asia
1.6% Africa
0.7% America
0.6% Western Europe

0.5 B €

Added value generated by domestic workers

FAMILIES' EXPENDITURE



✓ **196 M €** REMUNERATION
✓ **35 M €** SOCIAL CONTRIBUTION
✓ **14 M €** TFR

245 M €

FAMILIES' EXPENDITURE

TRENDS



LOCAL OVERVIEW

Province	Collaborator	Distr. %	Colf each 1000 inhabitants	Caregiver	Distr. %	Caregivers each 100 aged +79 people	Pop aged +79 / Total Pop
Cagliari	7,784	51.3%	10.2	13,348	46.0%	27.6	6.3%
Nuoro	1,309	8.6%	5.1	5,721	19.7%	31.6	7.1%
Oristano	1,339	8.8%	9.1	3,563	12.3%	30.9	7.9%
Sassari	4,746	31.3%	9.8	6,400	22.0%	21.8	6.1%
SARDEGNA	15,178	100.0%	9.2	29,032	100.0%	27.0	6.5%

FONDAZIONE LEONE MORESSA ELABORATION ON DOMINA, ISTAT AND INPS DATA

REGION: SARDEGNA



DOMESTIC WORKER



MEDIAN AGE 45.7

YEARLY REMUNERATION 4,422 €

WORKING DURATION

Less than 50 weeks **54.8%**

At least 50 weeks **45.2%**

23%

COHABITANT

77%

**NOT
COHABITANT**

22%

ITALIAN
COHABITANT

85%

ITALIAN NOT
COHABITANT

AVERAGE WORKED HOURS 17.3

FUNCTIONS	Distr.%
Polyfunctional general worker – only domestic work	11%
Assistant for NON SELF-SUFFICIENT persons – not trained	55%
Assistant for SELF-SUFFICIENT persons – house cleaning	12%
Cleaning worker	10%
Worker with less than 12 month-experience	3%
Companionship – for SELF-SUFFICIENT persons	2%
OTHER	7%
	100%



EMPLOYER

GENDER



MEN 36%
WOMEN 64%

**MEDIAN
AGE**



65 Y.O.

DOMINA DATA

POTENTIAL BENEFICIARIES PROJECTIONS

2050

**POP. AGED 80
AND MORE**

**228 K
(16.4%)**

+ 118 K

DIFF. 2017/2050

**POP. AGED
0-14**

**125 K
(9.0%)**

- 63 K

DIFF. 2017/2050

FONDAZIONE LEONE MORESSA ELABORATION ON DOMINA, ISTAT E INPS DATA

Conclusions

by Massimo De Luca, lawyer for DOMINA association

In the sector of domestic work, as emerges from the territorial analysis carried out by DOMINA in collaboration with Fondazione Leone Moressa, sensitive differences are recorded in the number of domestic workers legally employed by families in the peninsula (we go from 2118 in Molise to 156,092 in Lombardia), in the presence of Italians amongst workers, in the types of jobs carried out, in the added value of domestic workers and in the cost supported by the families.

The region that records the highest number of workers with 156,092 units (18.1%) is Lombardia. Lazio follows with 128,515 workers (14.9%), Emilia Romagna with 76,211 (8.8%) and Toscana with 74,554 (8.6%). These four regions collect more than half of legal domestic workers. There are three regions with a lesser presence of domestic workers, that don't reach even 10,000: Valle D'Aosta with 1816 workers, Molise with 2118 and Basilicata with 3481. Obviously in these three regions the minor presence of domestic workers is directly proportionate to the resident population.

A single figure emerges from the comparison between Lazio and Campania, in fact, even though both lightly reach 6 million inhabitants, they present a very different situation: we have 128,515 domestic workers in Lazio, against 50,185 in Campania. This figure could, in part, be influenced by the low rate of legalisation in the region of Campania, in part by the low presence of elderly people (134 thousand less compared to Lazio) and in part to the average income available per person (13,153 for Campania and 19,366 for Lazio). In fact, even though in 2017 an increase in average income available per person was recorded in the Mezzogiorno, the level remains significantly less compared to the national average (respectively 13,684 and 18,505).

As far as the nationality of domestic workers, as we have seen during our research journey, the sector is characterised by a strong presence of foreign workers. From the study of the regional distribution for nationality we can note that in 2017, the majority of foreign workers were concentrated in Lombardia, with 128,159 workers (20.3% of the total of domestic workers with foreign nationality), quickly followed by Lazio with 107,760 (17.1%). In the regional comparison, the distribution of Italian workers is very interesting: in 2017, compared to 2016, a generalised increase was registered in all regions, in particular in Molise (+29.0%), Friuli Venezia Giulia (+23.2%) and in many Southern regions. First place for the

presence of Italian workers, though, is still held by Sardegna, where the amount exceeds foreigners almost 4 times: 35,052 against 9207. From the quantitative and qualitative in-depth examination at territorial level in the domestic work sector, it emerges how our sector is becoming one of the solutions in order to face the work and economic crisis of recent years.

But let's enter into the detail. According to INPS data, there were 864,526 domestic workers in Italy in 2017, a slight drop compared to the previous year (-1.0%) and in progressive decline since 2012 (-14.7%). Observing the distinction by type of job, a modest prevalence of home helps is registered (54.4%) to carers (45.5%): such a difference is progressively thinning, given the contemporary increase of carers (+8.0% in 2012) and the decrease in home helps (-27.6%). The tendency from 2008 to 2017 clearly illustrates how carers are following a constant and positive evolution, while the evolution of home helps has felt the administrative provisions of legalisation more strongly (2009 and 2012). The reduction of home helps from 2012 to 2017 can also be motivated by an increase of illegal work (according to Istat data, the rate of illegally employed in domestic work is 58.3%, clearly higher than the average of all economic activities, in which the illegal rate is 13.5%).

The careful reading of the dossier helps us to identify how, from the type of work, regional trends are influenced by the ageing of the population. The presence of "carers", as shown by statistics analysed in this dossier, are mainly concentrated in Central Northern regions, while home helps (general collaborator) are found in prevalence in Lombardia and Lazio. This is a figure that, in part, could also be influenced by the average income available per person for these two regions (respectively 22,419 and 19,366) that is higher compared to the national average (18,505).

One of the objectives of the DOMINA research project is to understand what will happen in the future, to outline the phenomenon. From the territorial analysis, observing Istat population scenarios, it is possible to hypothesise that in 2050 the need for domestic workers will increase in a relevant way, the positive trend of carers is destined to grow: compared to 2017, in fact, the elderly (over 80) and children (0-14 years) will represent a quarter of the population (respectively 13.6% and 12.0%). There are 8 Italian Regions in which an increase of more than 100 thousand of the over 80 population is envisaged for 2050: Lombardia (+741,000), Lazio (+382,000), Veneto (+356,000), Campania (+335,000), Emilia Romagna (+268,000), Piemonte (+238,000), Puglia (+238,000) and Toscana (+198,000).

Looking at these figures it is evident that, on one side, the application for family assistants will increase and therefore work places and, by effect, a high increase of the attributable national

GDP to the domestic work sector, today seen at 1.3%. On the other side, families that have to save a part of their family finances to cover the cost of domestic work will increase. These are costs that will be heavier due to the increase of the costs of the sector. The biggest problem linked to costs is that, as of today, as revealed in dossier n.5 of DOMINA research, only 8% of pensioners are able to face the cost of a carer. Of 14 million pensioners, more than 70% have a total income under 20 thousand euros a year, in other words under about 14,600 spendable euros (after tax). In particular, the range of income <10.000 is the most numerous, with 31% of pensioners. 25% have a total income between 20 and 40 thousand euros, while less than 5% of pensioners receive more than 40 thousand a year. These figures help us to understand how urgent it is to have a tax reform that is able to support the families that find themselves forced to hire a family assistant, replacing, in most cases, a lack of assistance on the part of the state.

The DOMINA research "The value of Domestic Work" was born with the intention of creating in Italy the literature of the sector, seeking to identify specificity and areas of improvement. Today, in the light of the experience matured in recent years, above all with this last dossier, we realise even more the importance and relevance that this study, carried out by DOMINA with the excellent collaboration of Fondazione Leone Moressa, has had. For this reason, DOMINA felt obliged and fundamental to proceed with the study of the whole sector, on the basis of what has already been realised, constructing an ad hoc watchdog and delivering to the same the go ahead to proceed with the work in the following years.

The national DOMINA watchdog on domestic work will monitor, over the years, the occupational structure of the sector, the weight of domestic workers' salaries on the families' finances, the incidence on GDP, regional differences, the comparison of national and European figures and policies and transverse aspects linked to domestic work. It will collect figures from INPS, INAIL, INL, ISTAT, Censis, ILO and from every other territorial, national and international reality, continuing to verify statistics and trends.

This instrument was projected by social, economic and legislation transformations in domestic work and to the design of policies that can safeguard and support the family in the difficult task of care.

THE VALUE OF DOMESTIC WORK

THE ECONOMIC AND SOCIAL ROLE OF EMPLOYER FAMILIES

DOMINA research

National Association of domestic work employer families

Carried out by Fondazione Leone Moressa

DOSSIER 1. Profile of domestic work employers in Italy. Dimensions of the phenomenon, population trends, economic and social impact.

DOSSIER 2. The National Agreement on domestic work and its future prospects.

DOSSIER 3. The socio-economic impact of domestic work on the family.

DOSSIER 4. Domestic work policies concerning the ILO convention n. 189/2011. The Italian situation and international comparison.

DOSSIER 5. Welfare policies in support of employer households: a European comparison.

DOSSIER 6. Care economy: employers as economic actors

DOSSIER 7. Criminal offences in domestic work.

DOSSIER 8. Domestic work and disability.

DOSSIER 9. Domestic work in Italy: regional detail.

DOSSIER 10. Disputes in domestic work: the border between legality and necessity.

THE VALUE OF DOMESTIC WORK

THE ECONOMIC AND SOCIAL ROLE OF EMPLOYER FAMILIES

Dossier 9

Domestic work in Italy: regional detail



Firmataria del C.C.N.L. sulla disciplina del rapporto di lavoro domestico

DOMINA - National association of domestic work employer families, signatory of the National Collective work contract on the discipline of the domestic employment relationship. Safeguarding and assisting Italian families who, by taking on a domestic collaborator or a family assistant, become employers.

The Association is active throughout the country with its Operational Points in support of domestic work employers.

NATIONAL OFFICE

Viale Pasteur n. 77 – 00144 Roma

TEL. 06 50797673

FAX 06 5071124

segreteria@colfdomina.it

www.associazionedomina.it

